



Alla Nesvit

ENGLISH

3



WE LEARN ENGLISH

Алла Несвіт

АНГЛІЙСЬКА МОВА

3 клас



Підручник для 3 класу загальноосвітніх навчальних закладів

*Рекомендовано Міністерством освіти і науки України
(Наказ МОН України від 17.07.2013 р. № 994)*

Несвіт А.М.

Н55 Англійська мова : підруч. для 3-го кл. загальноосвіт. навч. закл. / А.М. Несвіт. – К. : Генеза, 2014. – 176 с.: іл.

ISBN 978-966-11-0331-2.

Підручник «Англійська мова» укладено відповідно до нової програми з іноземних мов, рекомендованої МОН України для оволодіння англійською мовою в 3-му класі загальноосвітніх навчальних закладів.

Зміст видання, що складається з восьми розділів, побудовано за тематико-ситуативним принципом. Організація навчального матеріалу забезпечує інтегрований розвиток навичок і вмінь аудіювання, говоріння, читання, письма та передбачає використання інтерактивних методів навчання. Підручник вдало реалізує комунікативний підхід до викладання та вивчення іноземних мов.

Для учнів 3-го класу загальноосвітніх навчальних закладів.

УДК 811.111(075.2)

ББК 81.2Англ-922

ISBN 978-966-11-0331-2

© Несвіт А.М., 2014
© Видавництво «Генеза»,
оригінал-макет, 2014



ЛЮБИЙ ДРУЖЕ!

Чи замислювався ти колись над тим, для чого вивчають мови? Мабуть, не випадково говорять: «Скільки мов ти знаєш – стільки разів ти людина».

За допомогою рідної мови ти пізнаєш свій народ, його сьогодення та минуле. Знання іноземної мови допоможе познайомитись із життям інших народів.

Мова – то магічне дзеркало, невичерпний засіб спілкування. Подорожуючи сторінками цього підручника разом з його героями, ти навчишся розповідати про те, з чим зустрічаєшся в повсякденному житті: про явища природи, про своїх ровесників, їхні захоплення та ігри, свята, навчання у школі та дозвілля.

Оволодівши англійською мовою, ти зможеш стати справжнім громадянином світу, що відчуває себе як удома в будь-якому куточку нашої планети.

Допоможуть тобі в роботі з підручником піктограми-підказки.



– послухай і повтори



– пограй у гру



– прочитай



– запитай і дай відповідь



– скажи



– проектне завдання



– виконай вправу
ПИСЬМОВО



– домашнє завдання

ВІД АВТОРА

Підручник «Англійська мова» рекомендовано для учнів 3-го класу загальноосвітніх навчальних закладів (третій рік навчання).

Він організований за тематико-ситуативним принципом та орієнтований на:

– формування вмінь та навичок для самостійного розв’язування комунікативних завдань англійською мовою в усному мовленні, читанні, аудіюванні та письмі в межах тем та сфер спілкування, визначених програмою з іноземних мов для 3-го класу (2012 рік);

- навчання міжособистісного спілкування;
- розширення обсягу лінгвокраїнознавчих знань;
- залучення до культур країн, мова яких вивчається.

Мовний та мовленнєвий матеріал підручника охоплюється наскрізним сюжетом, що розпочинається у вступі (Introduction). Головні герої – Аня і Данило (Ann and Dan) – українські школярі, які відвідують мовну школу разом зі своїми друзями з англійських країн: Джейн (Jane) з Англії, Алексом (Alex) з Австралії, Томом (Tom) з Америки, Кім (Kim) з Китаю. Навчає дітей вчителька міс Елісон (Miss Alison). Поєднання представників з різних країн в одному сюжеті допоможе у вихованні толерантності у ставленні до ровесників – дітей різних національностей.

Підручник складається з 8 розділів (Units), організація навчального матеріалу в яких забезпечує поступове оволодіння лексичними одиницями, граматичними структурами, мовленнєвими зразками та практичне використання їх у мовленні.

На початку кожного розділу представлено набір вербально-візуальних опор або ситуативних малюнків, пов’язаних із певними комунікативними завданнями і спрямованих на залучення учнів до іншомовної мовленнєвої діяльності. Вони створюють відповідну мотивацію, стимулюють мисленнєво-мовленнєві функції, орієнтують дітей на засвоєння нових загальноосвітніх знань та актуалізують отримані раніше лінгвістичні знання, мовленнєві та мовні засоби.

Урок підручника (Lesson) розглядається як шкільний урок.

Поданий у ньому обсяг лексичних одиниць передбачає опрацювання їх у мовленнєвих зразках і забезпечує організацію усного та писемного спілкування. Явища граматики вивчаються шляхом сприймання зразків в усному мовленні без пояснення правил.

Пропоновані письмові тексти є джерелом інформації та важливим засобом демонстрації нової лексики в контексті її практичного використання. Робота з текстами забезпечує перевірку рецептивних знань учнів, а також їхню розумову діяльність у процесі активізації та закріплення лексичного матеріалу, призначеного для засвоєння під час роботи з ним.

Навчальними матеріалами підручника передбачено послідовний перехід від письма під контролем учителя або з опорою на текст-зразок до більш вільного творчого виконання письмових завдань (скласти речення, використовуючи матеріал різних вправ даного уроку).

Останній урок кожного розділу (Check Yourself) відводиться для повторення та узагальнення граматичного й лексичного матеріалу. Вправи, подані тут, призначено для розвитку вмінь використання певних граматичних структур у ситуаціях спілкування та для письмового виконання.

Остання вправа кожного уроку пропонується для виконання вдома. Завдання під заголовком «Project Work» вимагають попереднього усного обговорення в класі під час роботи в групах та продовження виконання завдання вдома.

Матеріали уроків додатково опрацьовуються в робочому зошиті. Вправи, що увійшли до нього, спрямовано на забезпечення міцної мовної основи для аудіювання, говоріння та читання і можуть виконуватися як у класі, так і вдома.

Виконання багатьох завдань підручника може бути організоване в ігровій формі. Навички та вміння учнів розвиваються та вдосконалюються також під час вивчення пісень та римівок.

Додаткові тексти для читання та вправи до них «Read For Pleasure», подані у кінці підручника, можуть бути використані на уроках повторення та узагальнення вивченого матеріалу.

Підручник доповнено граматичним довідником «Grammar Lab» та англо-українським словником.

1  Listen and read.

Good morning,
Miss Alison!
We are glad to see
you!

Good morning, children!
Welcome to school again!
I'm so glad to see you,
too!



2  Read and act out.



Kim



Ann



Tom



Alex



Jane



Dan

Dan: Hello! I'm Dan and this is Ann!

Ann: We are from Ukraine. What's your name?

Kim: Hi! I'm Kim. I'm from China.

Dan and Ann: Nice to meet you, Kim!

Lesson 1

Jane: Hi! Are you Tom?

Tom: Yes, I am. What's your name?

Jane: My name is Jane. Where are you from?

Tom: I'm from the USA.

Ann: How old are you, Tom?

Tom: I'm nine. And you?

Ann: I'm eight. Do you speak Ukrainian?

Tom: No, I don't. I speak English.

3 ?! Ask and complete.

			
Name	Ann		
Age		9	
Country	Ukraine		The USA

1. What is her / his name? – Her / His name is
2. How old is ...? – She / He is
3. Where is ... from? – She / He is

4 ?! Ask and answer.

1. What's your name?
2. How old are you?
3. Where are you from?
4. Do you speak English?

5 Complete and write about yourself.

My name is I am I am from I speak

Lesson 2

1  Listen, repeat and learn the poem.

A B C D E F G

English is for you and me!

H I J and **K L M**

We can learn and play a game.

N O P Q R S T

Let's repeat the ABC!

U V W X Y Z

Do you know the alphabet?

2  Read the words. Use the alphabet to order them.



flower



zoo



house



boy



jam



yellow



pencil



apple

WORD

word

9

nine



island



letter



girl



red



classroom



evening



school



morning



teacher



day

3  Listen and repeat.



to read the text



to write a word



to listen to the teacher



to speak English



to learn poems



to ask questions

4  Read and act out.

Tom: What form are you in?

Dan: I'm in the third form.

Tom: What do you do at the English lessons?

Dan: We listen to our teacher. We speak English and read the texts.

Ann: We often write new words. Sometimes we learn poems.

Tom: Do you like your lessons?

Dan: Yes, I do.

5  a) Complete the sentences. Write.

Our English lessons are very interesting. We usually ... and We ... and Sometimes we We can I like



b) Talk about your English lessons. What do you do?

1  a) Listen and repeat.

summer



hot / sunny

autumn



rainy / cold

winter




frosty / snowy

spring



warm / windy

 b) Say.

Example: *It is hot and sunny in summer.*

1. It is cold and rainy in
2. It is frosty and snowy in
3. It is warm and windy in
4. It is not hot and sunny in
5. It is not frosty and snowy in

2  Read.

Summer, autumn, winter and spring are the seasons of the year.

In summer the trees are green. The sun shines brightly. In autumn the trees are yellow and red. There is much snow in winter. It is white. There are many flowers in the parks in spring and summer.

3  **Agree or disagree.**

1. The trees are green in summer.
2. The trees are yellow in spring.
3. There is much snow in winter.
4. There are many flowers in the parks in winter.



4  **Work in pairs. Ask and answer.**

1. Are the trees green in summer? – Yes, they are.
2. Are the trees yellow and red in winter? – No, they aren't.
3. Is the snow white in winter? – Yes, it is.
4. Are there many flowers in the parks in spring? – Yes, there are.
5. Are there many flowers in the parks in winter? – No, there aren't.
6.? –



5  **Complete the sentences. Write.**

There are four seasons in the year.

They are:  ,  ,  ,  .

In summer the  shines brightly.

In autumn the  are  and  . It is frosty

and  in winter. There are many  in the parks in spring.

Lesson 2

1 Listen and repeat.

Winter
December
January
February



Spring
March
April
May



Summer
June
July
August



Autumn
September
October
November



2 Look and say.

Example: *September is in autumn.*

1. January is in
2. March is in
3. August is in
4. October is in
5. February is in
6. ... is in

3 Work in groups. Read.

Group A

Dan likes summer. June, July and August are summer months. It is hot and sunny in summer. Dan has summer holidays. He can play football, run and jump with his friends.



Group B

Ann likes winter. December, January and February are winter months. It is frosty and snowy in winter. Ann has winter holidays. She can play snowballs, ski and skate in winter.



4 ?! Ask and answer.

Group A

Does Ann like summer? – No, she doesn't.

1. What are the winter months?
2. Is it frosty and snowy in winter?
3. What can Ann do in winter?

Group B

Does Dan like summer? – Yes, he does.

1. What are the summer months?
2. Is it hot and sunny in summer?
3. What can Dan do in summer?

5 Complete the sentences. Read.

There are three months in every season. The winter months are: ..., ... and The spring months are: ..., ... and June, ... and ... are summer months. September, ... and ... are autumn months.

Lesson 3

1



Listen, point and say.



Summer, autumn, winter, spring,
We can study, play and sing.
In winter I can ski and skate.
In spring I ride a bike and play.
Summer holidays are cool.
In autumn children go to school.



2



Work in pairs. Ask and answer.

1. – Can you play football in summer?
– Yes, I can. I can play football in summer.
2. – Can you ride a bike in winter?
– No, I cannot. I cannot ride a bike in winter.
3. – Can you ski and skate in winter?
– Yes, I can. . . .
4. – Can you make a snowman in summer?
– No, I cannot. . . .

3  **Choose and say.**

What can you do?

- I can play games (ride a bike / jump / run) in summer (spring / autumn).
- I can play snowballs (ski / skate / sledge / make a snowman) in winter.

4  **a) Listen and read. Act out the dialogue.**

Tom: Do you like summer, Dan?

Dan: Yes. I can play football every day.

Tom: What about you, Ann?

Ann: My favourite season is winter. I like to ski and sledge!

b) Make up your own dialogue. Act it out.

A: Do you like autumn (winter, spring)?

B: Yes. I can ... every day. What about you?

A: My favourite season is
I like to ... and



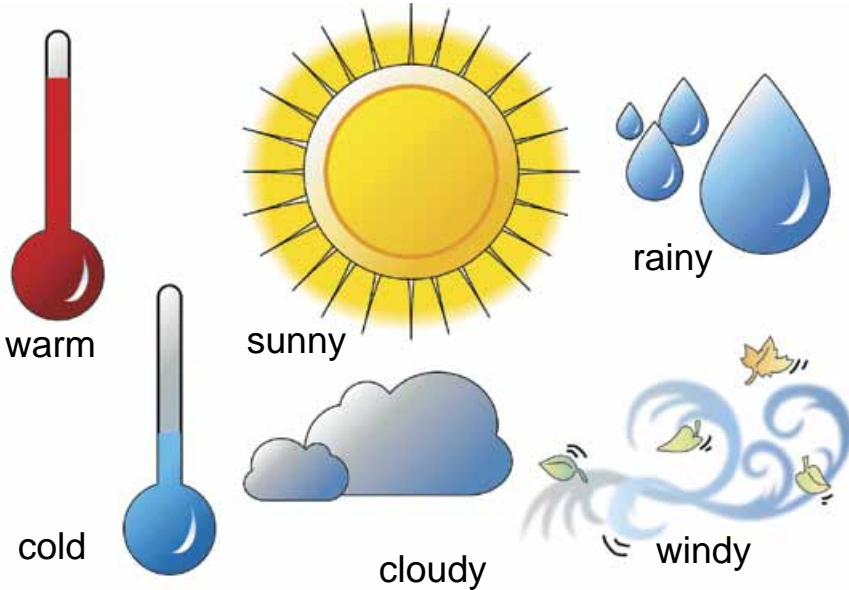
5  **Write.**

My favourite season is It has got three months. They are: ..., ... and

It is usually I can ..., ... and I like

Lesson 4

1  a) Listen and repeat.



 b) Speak in class.

What is the weather like today? – It is warm and sunny.

2  Listen, read and match.

A Rainy Day

What a rainy day today!


The sky is cloudy and grey.

A rainy day for me and you.

I don't like such weather.

And what about you?



3  **Read and act out.**

- a) **Ann:** Hi!
Dan: Hi!
Ann: It's lovely today, isn't it?
Dan: Yes, it is. It is so warm and sunny.



- b) **Ann:** Hello!
Dan: Hello!
Ann: It's cold today, isn't it?
Dan: Yes, it's rather cold and rainy.



4  **Work in pairs. Ask and answer.**

- What is the weather like today?
- It is cold and rainy.
- Is it windy?
- No, it isn't. It isn't windy. It is rainy.
- Is the sky cloudy?
- Yes, it is. The sky is cloudy.

5  **Find, complete and say.**

warm	sunny	rainy	cold	cloudy	windy
	blue	like / don't like			

What is the weather like today?
 It is ... and It isn't
 The sky is I ... such weather.

Lesson 5

1  Listen, read and say.

My name is Jane.
I'm from England.
It is rainy and windy in
April in my country.



My name is Alex.
I'm from Australia.
It is very hot in December
in my country.



My name is Tom.
I'm from the USA.
It's very cold in January
in my country.



My name is Kim.
I'm from China.
It is hot and sunny in
August in my country.



2  **Agree or disagree.**

1. It is rainy and windy in April in England.
2. It is very hot in July in Australia.
3. It's very cold in February in the USA.
4. It is hot and sunny in August in China.

Yes

No

3  **Ask and answer.**

- Is it hot in December in Australia? – Yes, it is.
- Is it warm and sunny in April in England? – No, it isn't.
- Is it ... ? – Yes, it is. / No, it isn't.

4  **Read.**

I'm Ann. I'm from Ukraine.

It is usually cold in Ukraine in winter.

It is rainy and windy in April. It is warm in May.

Summer is usually hot and sunny.

It is warm in September. The autumn months are often cold, rainy and windy in my country.



5  **Write about Ukraine.**

Example: *It is hot and sunny in July in Ukraine.*

1. It is cold in
2. It is snowy in
3. It is windy and rainy in
4. It is warm in

Lesson 6


1



Listen and read.

NATURE

The sun and the moon,
The stars in the sky,
The forest, the jungle,
The mountains so high.
Rivers and lakes,
Flowers and trees.
It's our nature*.
Save** it, please!



2



Point and say.

- This is the sun (the moon / the sky).
- This is the forest (the jungle).
- This is a river (a lake).
- These are the mountains (the flowers / the trees).

* Nature – природа.

** To save – рятувати, берегти.

3   **Listen and read.**

Look around you! You can see the sun in the blue sky. You can see trees, flowers and grass in the parks and gardens.

There are big forests and high mountains on our planet. There are many animals and birds.

It is our nature. We must save it!

4  **Work in pairs. Ask and answer.**

Example: *What can you see in the sky? – I can see the sun in the sky.*

1. What can you see in the parks and gardens? – I can see ..., ..., and
2. Are there big forests on our planet? – Yes, there are.
3. Are there many rivers on our planet? – Yes,
4. Are there ...? – ...,

5  **Complete the sentences. Write.**

Our nature is beautiful. We can see  in the sky.

We can see  in the parks and gardens. There are many



on our planet. There are



and



Save our nature!

Lesson 7

1 Listen, read and choose.



winter

spring

summer

autumn

1. It's hot. The sun shines brightly. I can swim.
2. It's rainy. It's windy. I must stay at home.
3. It is warm. The leaves on the trees are green. I can play football after school.
4. It is cold. It is snowy. I can ski and sledge.

2 Read.



Ann and Dan are in the park now. The weather is lovely today. It is hot and sunny. There are some white clouds in the sky. The children can see beautiful flowers, green trees and grass. They can play games, ride a bike, run and jump.

3  **Ask and answer.**

1. Where are Ann and Dan now?
2. What is the weather like?
3. Are there clouds in the sky?
4. What can the children see?
5. What can they do?

4  **Choose the answers which are true for you.**

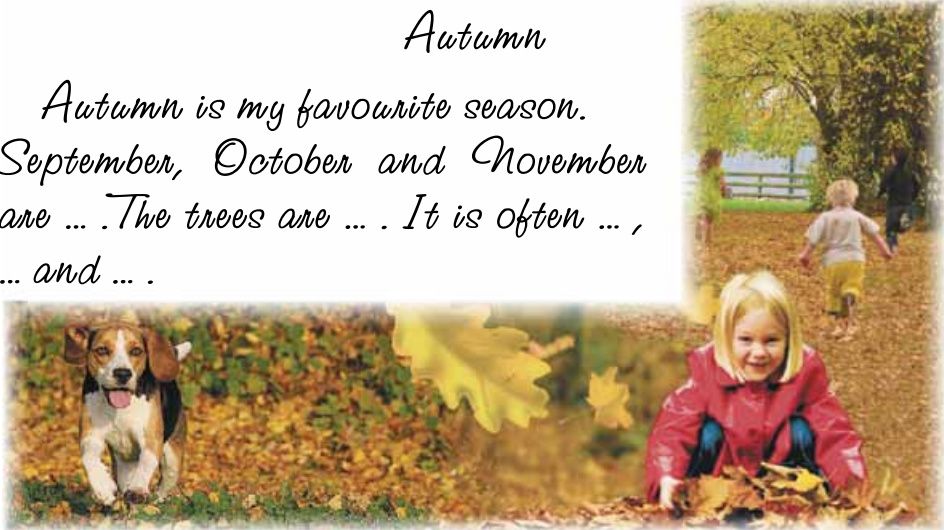
Example: – *Is it hot and sunny now?*
 – No, it isn't. / Yes, it is.

1. – Is the weather lovely today?
 – Yes, it is. / No, it isn't.
2. – Are you in the park?
 – Yes, I am. / No, I am not.
3. – Are the leaves yellow and red?
 – Yes, they are. / No, they are not.
4. – Can you ride a bike?
 – Yes, I can. / No, I cannot.

5  **Project Work. Make a poster about your favourite season.**

Autumn

*Autumn is my favourite season.
 September, October and November
 are ... The trees are ... It is often ... ,
 ... and ...*



1  Listen, repeat and learn.



I come to school on Monday,
I read and write on Tuesday,
On Wednesday I do my sums and play,
I like to study every day.

I sing a song on Thursday,
Friday is a real fun,
On Saturday and Sunday
I like to jump and run.

2  Complete the sentences. Say.

1. Ann and Dan come to ... on Monday.
2. The children read and ... on Tuesday.
3. They ... and play on
4. Ann and Dan on Thursday.
5. They like ... and ... on Saturday and

3  Look and say.

	Monday	Tuesday	Wednes- day	Thurs- day	Friday	Saturday and Sunday
	learn poems	do the sums	speak English	dance	do sports	read books
Jane		✓		✓		✓
Tom		✓	✓		✓	
My friends	✓		✓		✓	
I						

Example: *Jane usually reads books on Saturday.
My friends often learn poems on Monday.
Tom does the sums every day.
I ...*

4  Ask and answer. Write.

1. What does Jane do on Tuesday (Thursday)?
2. What does Tom do on Wednesday (Friday)?
3. What do your friends do on Monday (Friday)?
4. What do you do on Monday (Thursday)?

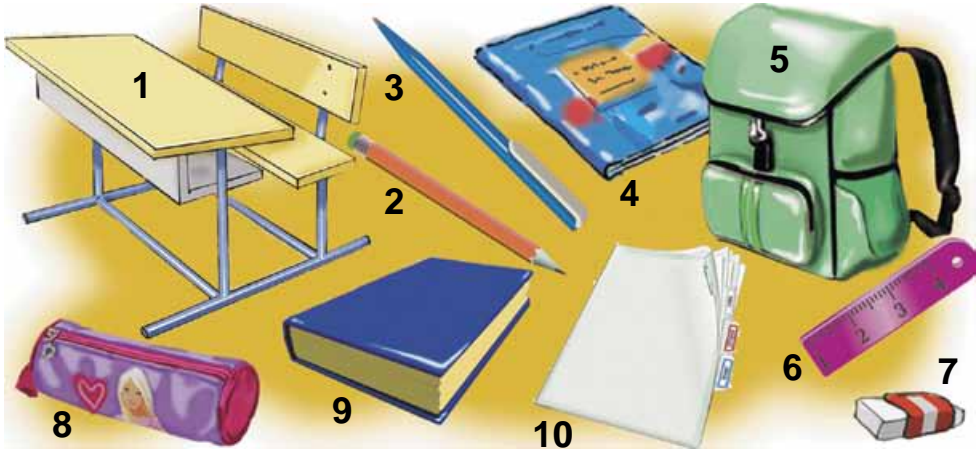
5  Write. What do you do every day?

I go to school 5 days a week. I usually ... on Monday.
I often ... on Wednesday. I ... and ... on ...

Lesson 2

1  Match the words to the pictures.





Example: Number 1 is a desk.






a bag a diary a textbook a pencil a ruler
a desk a pencil case a pen an exercise book a rubber

2  Read and complete.

Every evening Ann puts her school things into her .

She puts a , ,  and a  into her

. Ann also takes her  and .

3  Ask and answer.

1. What does Ann do every evening? – She puts
2. Does she put a pen and a pencil into her pencil case? – Yes, ... does. She
3. Where does she put a ruler? – She ... into
4. Does she take any books? – Yes, She takes ... and

4  a) Read and match. Act out.



- Dan:** Is this your pen, Tom?
Tom: No, it is not. My pen is blue.
Dan: Whose pen is this?
Kim: Is it a yellow pen?
Dan: Yes, it is.
Kim: It's Ann's pen.



b) Make up your dialogues.

- A: Is this your ...?
 B: No, it isn't. My ... is ...
 A: Whose ... is this?
 C: Is it ...?
 A: Yes, it is.
 C: It's ...'s ...



5  Complete the sentences. Write.

- Is this ...'s book (ruler / pencil case)? – Yes, it is. / No, it isn't.
- Whose ... is this? – It's ...
- What colour is your ...? – It's ...

Lesson 3

1 a) Listen and repeat.



TIMETABLE						
Monday	Tuesday	Wednesday	Thursday	Friday	Saturday	Sunday
Ukrainian	English	Math	Biology	Ukrainian		
Math	Art	Reading	Music	Art		
Biology	Music	Music	P.E	P.E		
Music	Biology	Ukrainian	Reading	Language		
Reading	Language	Math	Reading			
		P.E	Art			

a timetable



Reading



Maths



Ukrainian



English



Art



Music



PE



Nature Study



Computer Studies

b) Listen and say. What subjects does Dan like?








2 Read and check yourself.



Hi! I'm Dan. I learn many subjects at school: Maths and Reading, Ukrainian and English, Art and Music, Nature Study, Computer Studies and PE. All these lessons are very interesting, but Maths, Computer Studies, English and PE are my favourite ones.

3 Look and say.

Example: *Ann likes Ukrainian, English, Music and PE.*

	Ukrainian	Maths	English	PE	Music	Computer Studies	Art
							
Ann	✓		✓		✓	✓	
Tom		✓		✓		✓	
Jane			✓		✓		✓
I							

4 Agree or disagree.

- Ann likes Ukrainian.
- Tom doesn't like PE.
- Music is Jane's favourite subject.
- Ann doesn't like Computer Studies.

Yes

No

5 a) Read and act out.

- Ann, is Ukrainian your favourite subject?
- Yes, it is.
- What about English? Do you like it?
- Yes, I like it very much.
- Do you like Maths?
- It's a pity, but I don't like Maths.

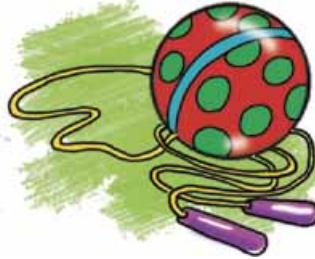
b) Make up a dialogue about your favourite subjects.

Lesson 4

1 Listen and repeat.

$12+3=$
 $13-2=$
 $23+14=$
 $55-28=$
 $17+32=$

to do the sums



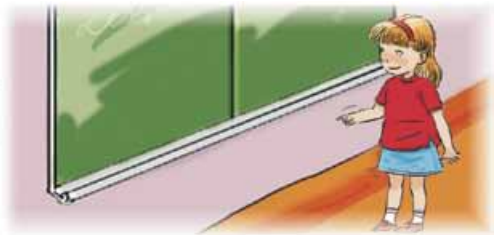
to play games

1, 2, 3, 4, 5 ...

to count



to learn



to answer

2 Choose and say.

1. We ... at the Maths lessons.

A read the texts

B do the sums and count

C run

2. Pupils ... at the Computer Studies lessons.

A write words

B learn poems

C play computer games

3. Our English teacher usually ... at the lesson.

A asks questions

B listens to a teacher

C draws pictures

4. Olena ... at the Nature Study lessons.

A speaks English

B sings songs

C learns about trees and flowers

3  **Ask and answer.**

- Do you learn poems at the Maths lessons? – No, I don't.
- Do you read and write at the Ukrainian lessons? – Yes, I do.
- What do you do at the Music lessons? – I sing songs and listen to music.

4  **a) Listen, read and act out.**

At the Art Lesson

Kim: Can you give me your paints, please?

Tom: Yes, sure. What colours?

Kim: Green, yellow, blue and pink.


Tom: OK. Here you are.

Kim: Thanks a lot.

Jane: What do you want to draw?

Kim: Some flowers.



 **b) Make up your own dialogue.**

Example: – *Can you give me some pencils, please?*

– *Yes, sure. What colours?*


– *... .*

– *OK. Here you are.*

– *Thanks.*

– *What do you want to draw?*

– *... and*

5  **Write about your favourite lesson.**

My favourite lesson is We ..., ... and ... at our ... lesson.
Our teacher I like my ... lesson.

Lesson 5

1 Look, read and compare.

This is a book.
That is a shelf.



These are books.
Those are shelves.



2 Complete the sentences.

Example: *This is a map. – These are maps.*
That is a desk. – Those are desks.


1. This is a bookcase. – These are
2. That ... a window. – Those ... windows.
3. This is a door. – ... are
4. That is a chair. – ... are
5. a blackboard. – These are
6. ... is a table. – Those

3 Look at the pictures. Ask and answer.

This is ... / These are ... That is ... / Those are ...



1. What is this? – It is a blackboard.
2. What are these? – They are ...
3. What is that? – It is

4  a) Listen, read and act out.

1. **Ann:** Tom, look! This is our classroom.

Tom: Great! It is so big and light! How many pupils are there in your class?

Ann: Thirty.



2. **Dan:** Look! This is our blackboard and that is the teacher's table.

Ann: These are shelves for books and toys.

Kim: And those are very nice pictures.

Ann: Yes, they are. We all like to draw pictures.

?! b) Work in pairs. Ask and answer.

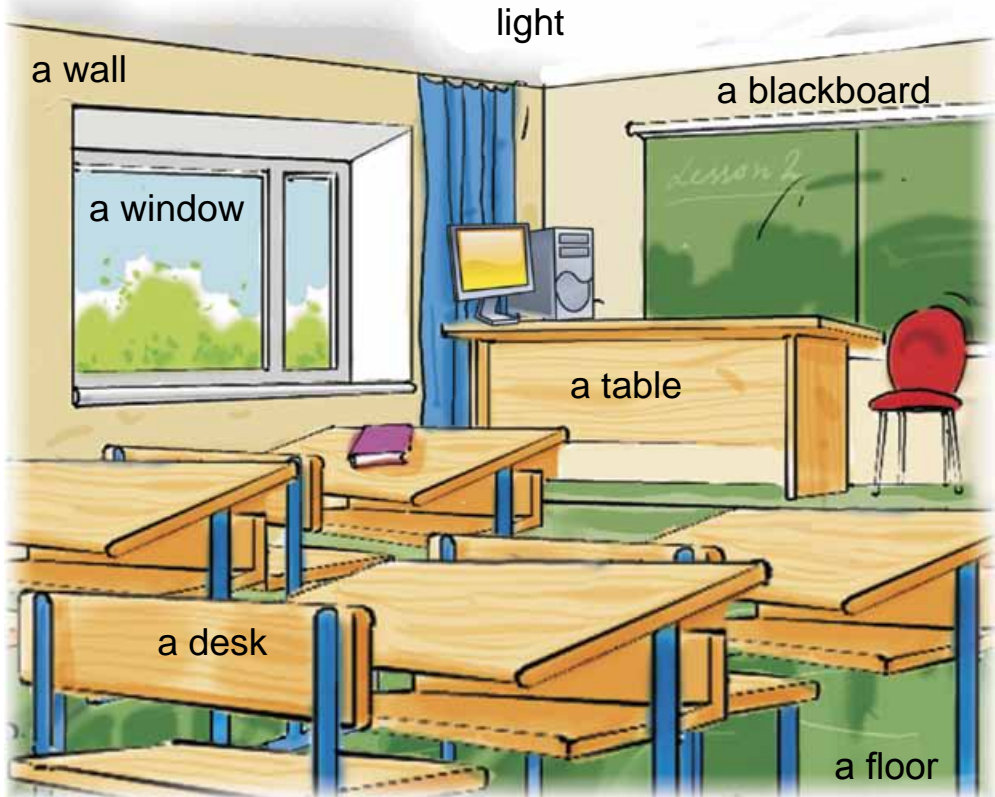
1. How many pupils are there in your class?
2. Are there fifteen desks in your classroom?
3. Where are the books and toys?
4. Are there any pictures on the walls?
5. Who draws pictures?

5  Write about the things in your classroom.

Example: *This is These are That is Those are*

Lesson 6

1  Look at the picture. Listen and read.



This is a classroom. It is big. You can see a big blackboard on the wall. There is the teacher's table. There are many desks in the classroom. There is a computer on the teacher's table. You can see a big window in the classroom. The classroom is clean.

2  Agree or disagree.

1. The classroom is small.
2. There's a blackboard in the classroom.
3. You can see two windows there.
4. There is a computer on the teacher's table.
5. You can see some desks.

Yes

No

3  **Work in pairs. Answer the questions.**

1. Is the classroom big?
2. What can you see on the wall?
3. Is there a computer on the teacher's table?
4. Is the classroom clean?

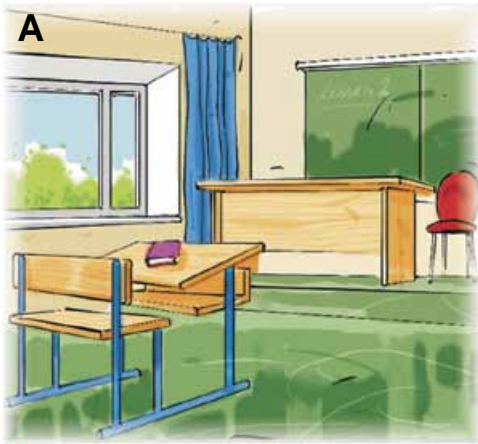
4  **Choose one picture. Ask and answer. Guess what picture it is.**

A: Is there ... in your picture?

B: Yes, there is. / No, there isn't.

A: Are there ... in your picture?

B: Yes, there are. / No, there aren't.



5  **Project Work. Draw a picture of your classroom. Write about it.**

This is my It is ... and There are ... and ... in it.
There is ... near You can see ... and ... on the wall.

Lesson 7

1



a) Listen and repeat.



to do sports



to do one's homework



to play games



to ride a bike



to skip



to watch TV



to go to the cinema / theatre



to be outdoors / indoors



b) Say.


What do you like to do? – I like to do sports.

2  **Read.**

Tom does sports after school. He plays football on Monday, Wednesday and Friday. He rides a bike on the other days. Tom is a good pupil. He does his homework every day.

On Saturday and Sunday he plays games, runs and jumps with his friends.



3  **Choose and say. What does Tom usually do?**

1. Tom does ... after school.

A homework

B sports

C exercises

2. He plays ... on Monday, Wednesday and Friday.

A the piano

B tennis

C football

3. He ... on the other days.

A plays basketball

B watches TV

C rides a bike

4. He ... with his friends.

A runs and jumps

B learns poems

C reads books

4  **Work in pairs. Ask and answer.**

1. What do you do after lessons?


2. Do you do your homework every day?

3. What do you do at weekends?

5  **Write and talk about yourself.**

I usually ... after lessons. I often ... and At weekends I ... or I like ... with my friends.

Lesson 8

1  Choose, tick A or B and say.

What do you do at the lessons?



A

- read the texts
 ride a bike
 watch TV

What do you do after school?



B

- do sports
 do the sums
 listen to a teacher

2  Complete the sentences. Use your answers from Exercise 1.

1. I usually ... and ... at my lessons. I also
2. I ... and ... after school.
3. I sometimes ... at weekends.

3  a) Choose and write.

Example: This / These is my pen.

1. This / These is my album.
2. That / Those are Ann's pencils.
3. Are these / this your pens? – Yes, they / this are.
4. Is those / that Kim's picture? – Yes, it / they is.
5. Those / This are big shelves.
6. Is these / this Tom's ball? – No, it / that isn't.


 b) Listen and check.

4  a) Read the text.

Ann and Dan are classmates. They are in the third form. They go to school from Monday to Friday. They usually have five lessons a day. They learn Ukrainian, Reading, Maths, English, Art, Music, PE, Nature Study and Computer Studies. They read and write at the Ukrainian and English lessons. They do the sums at Maths. They listen to their teacher at every lesson.

?! b) Answer the questions.

1. Are Dan and Ann classmates?
2. When do they go to school?
3. How many lessons do they have?
4. What do they do at their lessons?

5  a) Look at the picture and say. What do Ann and Dan like?



 b) Write about the picture. Start like this:

I can see ... in the picture. I can say that Ann (Dan) likes Her (His) favourite subject is She (He) likes ... at weekends.

- 1  Listen, read and learn the poem.

These are my parents:
my mother and father.



Those are my sister
and my brother,

my aunt and uncle with
my cousins.



This is my grandma,
That is my grandfather.

- 2**  Complete the dialogues with *is, are*.



- Ann:** Jane, look! This is my family photo.
Jane: Wow! There ... so many people in it!
Ann: Yes, my family ... really big.
Jane: Well, tell me about them.
- Ann:** These ... my parents. They are very friendly.
Jane: ... this your grandmother?
Ann: Yes, she She is very kind.
And that is my grandfather.

- 3**  Listen and check. Act out the dialogues.

- 4**  Write down these family words.

a, f, e, t, r, h – father

- | | |
|------------------------------|---------------------------|
| 1. t, r, e, i, s, s – ... | 4. n, c, l, u, e – ... |
| 2. r, r, o, t, h, b, e – ... | 5. n, u, a, t – ... |
| 3. o, t, e, m, h, r – ... | 6. n, s, i, c, o, u – ... |

- 5**  Describe your family photo. Start like this:

This is my family photo. This is That is These are Those are

1



Read.



Ann has got a penfriend. Jane Tame is from England. Her mother's name is Wendy. She works in hospital. Her father's name is Graham. He works in a bank. Jane has got grandparents. They live in Colchester. There is also a pet in the family. It is a cat. Its name is Rossie.

The Tames are a friendly family.

2



Agree or disagree.

1. Jane is from England.
2. She has got a brother and a sister.
3. Wendy works in a bank.
4. Graham works in a bank.
5. Jane has got a pet. It's a dog.

Yes

No

3  **Answer the questions.**

Example: *Who is Jane? – Ann’s penfriend.*

1. Who is Wendy?
2. Who is Graham?
3. Where do Jane’s parents work?
4. Has Jane got grandparents?
5. Is there a pet in the family?

4  **Ask and answer.**

1. – What is your name?
– My name is
2. – What is your father’s / mother’s name?
– My father’s / mother’s name is
3. – Where does your father / mother work?
– My father / mother works
4. – Have you got a brother or a sister?
– Yes, I have. / No, I haven’t.
5. – What is his / her name?
– His / Her name is


5  **Write about your family. Start like this:**

*Hello, my name is I am from I live with
My mother’s name is She works My father’s name
is He is My sister’s / brother’s name is ... She / He is
... .*

We are a friendly family.

Lesson 3

1 Look and say.



Mr. Tame is Jane's grandfather.

Mrs. Tame is Jane's

Paul is Graham's

Kate is Graham's

2 Ask and answer.

- Who are Paul and Kate? – They are Jane's cousins.
- Who is Helen? – She is Jane's
-

3  Listen to the text. What are the people's names?



4  Agree or disagree.

1. Dan lives in Kyiv.
2. He lives with his parents.
3. His dad is a teacher.
4. His mum works at school.
5. His sister is a baby.
6. They are a friendly family.

Yes

No

5  Complete the sentences. Write.

1. Dan has a lovely
2. He lives with his ... and
3. His father is
4. His ... works at school.
5. His sister is

Lesson 4

1  Listen and repeat.

10

ten

20

twenty

30

thirty

40

forty

50

fifty

60

sixty

70

seventy

80

eighty

90

ninety

100

one
hundred

2  Listen and talk to your friend.

Ann: It's my grandmother's birthday today!

Dan: Oh, really? How old is she?

Ann: She's sixty-two.

a friend
9


an uncle
45

a grandfather
71

an aunt
41

a cousin
11

a grandmother
62



3  Look, ask and answer.

A: How old's Uncle William?

B: He's thirty-five.



Uncle
William, 35



Aunt Helen, 34




Grandmother
Mary, 72



Cousin Paul, 11



Grandfather
Michael, 75

4  a) Choose and say.

1	20	a. two	b. twenty	c. twelve
2	40	a. forty	b. four	c. fourteen
3	60	a. six	b. sixteen	c. sixty
4	70	a. seven	b. seventy	c. seventeen
5	90	a. ninety	b. nine	c. nineteen

b) Say the number.

62, 33, 92, 70, 49, 100.

5  Read, choose and write.

Kim: Hello, Jane. **How / Who** are you today?

Jane: I'm fine, thanks!

Kim: What a nice picture!

Jane: It is a present for my cousin. It's her birthday today!

Kim: Really? **How / What** old is she?

Jane: She is 12.

Kim: Oh, that's nice!

Lesson 5

1 Listen and say.



I am a teacher. I teach children at school.



I am a doctor. I help sick people.



I am a farmer. I look after my sheep, pigs and hens.



I am a bus driver. I take children to school.

2 Ask and answer.

- What do the doctors do? – They help sick people.
- What do ... do? – They

3 a) Listen and say.

Alice: What's your job?

Dan: I'm a baker.

Alice: What do you do?

Dan: I make bread.





b) Make up your dialogues about other jobs.

4



Talk to your friend.

What does a driver usually do? – He usually drives cars.

- A teacher – to teach children
- A farmer – to grow vegetables
- A cook – to cook dinner



5



Correct and write.

Example: *A driver grows vegetables. –
A driver doesn't grow vegetables.*

1. A teacher drives a bus.
2. A baker looks after sick people.
3. A cook looks after sheep, pigs and hens.

1  Listen and read.

Jack Is a Zoo-keeper



1. I get up early. I drive to the Zoo at eight o'clock.
2. I make food for animals at nine o'clock.
3. I feed the animals at 10 o'clock.
4. At eleven, I talk to schoolchildren about the animals.
5. In the afternoon I clean the cages.
6. I go home at six o'clock.

2  Ask and answer.

- Does Jack drive to the Zoo at nine o'clock?
- No, he doesn't.
- Does he clean the cages in the afternoon?
- Yes, he

3  **Complete, point and say.**



1. Jack makes food for the animals at



2. Jack talks to schoolchildren at



3. Jack drives to the Zoo at



4. Jack feeds the animals at



5. Jack cleans the cages in



6. Jack goes home at

4  **Listen and repeat. Talk to your friends.**

A: What do you want to be?

B: I want to be a teacher.

A: Why?

B: I like to teach children.

Remember

I like **to cook**.

- a doctor – to help people
- a footballer – to play football
- a cook – to cook
- a driver – to drive a car


5  **Write five questions to Jack.**

When do you drive to the Zoo?

1. What ...?
2. Why ...?
3. Where ...?
4. How long ...?



Lesson 7

1  Listen, point and say.

Example: *Number 1 is a farmer. He feeds the animals.*



2  a) Read and act out the dialogue.

- Look! This is my dad. He is a driver.
- Cool! Does he drive a car or a bus?
- He drives a bus. He likes his job.

?! b) Ask and answer.

- What is your mum's / dad's job?
- What does she / he usually do?
- Does she / he like her job? Why?
- What do you want to be? Why?

3  **Look and say.**

He usually drives a bus.



usually

He plays football on holiday.



on holiday

*She usually ... at school.
She ...*



usually



on holiday



usually




on holiday

4  **Play a game. Mime a profession. Let your friend guess what it is.**



- Is he a bus driver?
- No, he isn't.
- Is he a taxi driver?
- Yes, he is.

5  **Write about your parents. Start like this:**

My mother's name is Olena. She is 32. She works in a hospital. She is a doctor. She helps sick people.

*My father's name is He is He works He is
He*

Lesson 8

1 Complete as in the example.

Example: *(She) Her mother is a doctor.*

1. (He) ... grandparents live in London.
2. (They) ... parents work in a bank.
3. (You) ... brother is a student.
4. (We) ... family is friendly.
5. (I) ... sister is pretty and clever.

2 Change the sentences as in the example.

Example: *This is a driver. – These are drivers.*

1. That is teacher. – Those are ...
2. This is a baker. –
3. That is a farmer. –

3 Read and guess the jobs. Write.

1. Tom's father is very strong and handsome. He gets up very early. He feeds the animals. He works in the field every day. He grows vegetables.

Tom's father is



2. Ann's mother is very kind. She gets up early. She comes to work at 8 o'clock. She works at school. She loves children.

Ann's mother is

3. Dan's father is strong and kind. He comes to work early. He wears a white uniform. He helps sick people.

Dan's father is




4  **Choose and answer.**


1. Who makes bread?
A a doctor
B a baker
C a driver
2. Who gives homework to children?
A a teacher
B a farmer
C a cook
3. Who helps sick people?
A a zoo-keeper
B a footballer
C a doctor

5  **a) Talk about people's professions. Why are they important?**

*All professions are important. A teacher A doctor
A farmer A baker A driver... .*

 **b) Project Work. Make a poster about the professions you like.**

1  a) Listen and repeat.



b) Point and say.



my nose

my eye



This is my nose. These are my eyes.
This is These are

2  Read and act out.

Kim: Look! Jane has got a new doll!

Ann: Wow! It's pretty.

Jane: Yes, it has got long hair and blue eyes.

Kim: Her cheeks and lips are rosy.
It's so nice!

Ann: You are lucky, Jane!



3  **Read.**

Tom has got a teddy bear. It is big. It is brown. It has got a round head and small ears. Its eyes are black. Its nose is black, too.



4  **Agree or disagree.**

1. Tom has got a robot.
2. It is big.
3. It has got a round head.
4. It has got big ears.
5. Its eyes are green.
6. Its nose is black.

Yes

No

5  **Choose and write. Describe one toy.**



I have got It is It has got ... and Its eyes are Its nose is

Lesson 2

1  Listen, point and repeat.



long fair hair



short dark hair



short red hair



tall and thin



slim



short and plump

2  Complete and say.

Ann has got long fair hair.

Dan has got

Tom has got

Roman is tall and

Kim is

Jack is

3  **Read.**

Hi, I'm Dan. I'm not tall. My face is round. I have got short fair hair and grey eyes.

This is my friend Tom. He is tall and slim. He has got short fair hair. His eyes are brown. He has got freckles* on his nose.



3  **Answer the questions.**

1. Is Dan tall?
2. Has he got short dark hair?
3. Is Tom tall or short?
4. What colour are Tom's eyes?
5. Has Tom got freckles on his nose?

4  **Choose and say.**

Example: I am tall / not tall / short.

1. I am thin / slim / plump.
2. I have got a round / an oval face.
3. I have got short / long hair.
4. My hair is fair / dark / red.
5. My eyes are blue / green / brown / grey.
6. My cheeks and lips are rosy / red.

5  **Write about yourself. Use the words from Exercise 4.**

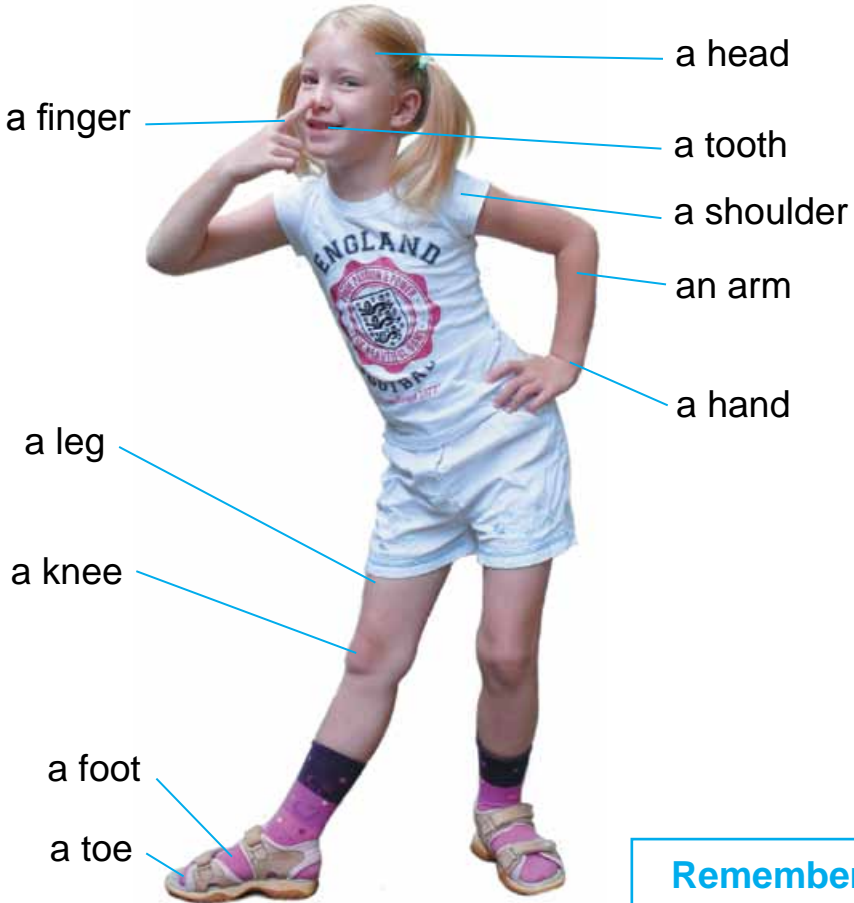
* freckles – веснянки, ластовиння

Lesson 3

1



a) Listen and read.



Remember

a tooth – teeth
a foot – feet



b) Say.

Example: *I have got ten fingers and toes.*

I have got two eyes, two ears, two arms, ...

2



Look at the pictures on page 61 and say.

Example: *This is a robot. It has got a funny face. It has got a big nose. It has got two eyes and two ears. It has got two arms and two legs.*



3 ?! Ask and answer.

How many heads has a toy dragon got? –
It has got three heads.*

1. How many hands has a doll got? – It has got
2. How many ears has a robot got? –
3. How many ... ? –

4 Listen, sing and point.

Head and shoulders,
Knees and toes,
Knees and toes.

Head and shoulders,
Knees and toes,
Knees and toes.

And eyes, and ears,
And mouth, and nose.

Head and shoulders,
Knees and toes,
Knees and toes.

Arms and fingers,
Legs and feet,
Legs and feet.

Arms and fingers,
Legs and feet,
Legs and feet.

And hair, and hands,
And face, and teeth.

Arms and fingers,
Legs and feet,
Legs and feet.


5 Complete and write.

This is my toy dragon. It has got ... heads and ... faces.
It has got ... big mouths and ... teeth. It has got ... eyes
and ears. It has got ... legs.

* A toy dragon – іграшковий дракон.

Lesson 4

1  a) Look, listen and read.



Jack, Polly, Peter and Sue are friends. They play together every day. Jack and Sue are tall and slim. Polly and Peter are not tall. Polly is plump.

Sue, Peter and Polly have got dark hair. Jack has got fair hair.



b) Agree or disagree.

1. Jack is tall and slim.
2. Sue has got long dark hair.
3. Sue and Polly are slim.
4. The boys are handsome.*
5. Peter has got fair hair.

Yes

No

* handsome – вродливий

2  **Ask and answer.**


*E x a m p l e: Is Jack tall or short? – He is tall.
Is he handsome? – Yes, he is.*

1. Is Sue slim or plump?
2. Is she beautiful?
3. Is Polly thin or plump?
4. Is she pretty?


3  **Complete and answer.**

*E x a m p l e: What does Jack look like? – He is tall and slim.
He has got fair hair and brown eyes.*

1. What does Polly look like? – She is She has got
2. What does Sue look like? – She is She has got
3. What does Peter look like? – He is He has got
4. What do you look like? – I am I have got

4  **Talk about your classmate. Start like this:**

*This is He / She is my classmate. He / She is
He / She has got ... and He / She is*

5  **Project Work.**
Make a poster. Describe your classmate.

My Classmate

*This is He is my classmate.
He is He has got ... and
We often play together.
I like my classmate.*



Lesson 5

1 a) Listen and repeat.



nice



kind



funny



happy



b) Say.

I am kind and happy.

My mother is

My friend is

2 Read.

Hi! I'm Jane. I'm happy and funny.



My Dad's name is Graham. He is tall and handsome. He is clever and strong. His face is round. He has got dark hair and brown eyes. He wears glasses.

My Mum's name is Wendy. She is nice and kind. She is not tall. She is slim. She has got fair hair and green eyes. Her cheeks and lips are rosy.



2  **Agree or disagree.**

1. Jane's father is not tall.
2. He is clever and strong.
3. His face is oval.
4. His eyes are brown.
5. Jane's Mum is nice and kind.
6. She has got dark hair and green eyes.

Yes

No

3  **Complete. Ask and answer.**

1. – What is Jane's father like?
– He is tall and handsome.
2. – What does he look like?
– He has got and
3. – What is Jane's mother like?
– She is nice and
4. – What does she look like?
– She is She has got and

4  **Answer the questions.**

1. What is your father / mother like?
2. What does he / she look like?

5  **Describe your mother or father. Write. Start like this:**

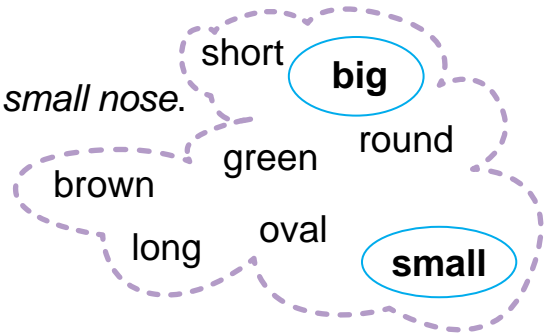
*My mother's / father's name is She / He is ... and
She / He has got Her / His ...*

Lesson 6


1 Choose and complete.

Example: A nose – a *big* / *small* nose.

1. A face – a ... / ... face.
2. Eyes – ... / ... eyes.
3. Hair – ... / ... hair.



2 Read and match.



1. This is Ann's toy. It has got a round head and small ears. Its eyes are black. Its nose is black, too. Its name is Teddy.
2. This is Kim's toy. It's got a funny face and a red nose. It's got green hair. Its eyes are blue. Its name is Bob.
3. This is Tom's toy. It is grey. It has got a round face and a big mouth. Its ears are big, too. Its name is Rob.

b) Listen and check.

3 Look at the picture. Complete and say.

This is Little Red Riding Hood.
 She is She is not
 She has got a ... face, ... eyes and
 a ... nose. Her lips are
 She has a ... coat and a ... cap on.




4  Complete and write about these people.



Name	John	Betty	Simon and Peter	You
Job	a bus driver	a doctor	policemen	
Age	38	32	26	
Hair	brown	fair	black	
Eyes	green	blue	grey	

John is a bus driver. He is thirty-eight. He's got brown hair and green eyes.

1. Betty is
2. Simon and Peter are
3. I am

5  Write about your friend or relative.

1. What's his / her name?
2. What's his / her job?
3. What does he / she look like?

1



Listen and read.



Here comes the snow.



But where is Ma?



Over here!



And where is Tommy?



Down here.



What about Mabel and Pa?



Over there by the tree.



What is there?



A path in the snow.



Now they come inside.



Look at what they did*!

* Did – зробили.

- 2**  Read the questionnaire. Choose and say.

Are You a Party Person?

1. *Do you like parties?*
 A Yes, they are wonderful.
 B They are OK.
 C No, I don't like them.
2. *Who do you talk to at the party?*
 A One or two friends.
 B Everybody.
 C Nobody.
3. *When the music starts, do you dance?*
 A Yes, with a friend.
 B No, I sit down.
 C Yes, with different people.
4. *When children play party games, what do you do?*
 A I go home.
 B I watch the games.
 C I play the games.

- 3**  Say. What is your score?

- | | | |
|----------|-------|-------|
| 1. A = 3 | B = 2 | C = 1 |
| 2. A = 2 | B = 3 | C = 1 |
| 3. A = 2 | B = 1 | C = 3 |
| 4. A = 1 | B = 2 | C = 3 |

Total

- 10–12: You love parties. You are a real party person!
 7–9: You quite like parties.
 4–6: You don't like parties!

- 4**  Ask your friend. Use the questions in Exercise 2.
 Say the result.

- 5**  Write your answers to the questions of Exercise 2.

1  Listen. Order the pictures.



Birthday



New Year



Easter



Christmas

1. ... 2. ... 3. ... 4. ...

2   Listen and read.

My favourite holiday is in winter. It's New Year's Day. We usually decorate a New Year tree. You can see bright balls, stars and lights on it. All the children get presents.

We often dance and sing. We watch TV and play games.



3  Agree or disagree.

1. Dan's favourite holiday is New Year's Day.
2. They usually decorate their rooms.
3. You can see bright balls, stars and lights on the New Year tree.
4. All the children get presents.
5. They jump, run and play football.

Yes

No

4  **Ask and answer.**



It's in March. My birthday is in March.



It's in January. Christmas is in January.



It's in spring. Easter is in spring.



You: My favourite holiday is It's in

5  **Complete the sentences.**

1. New Year comes in December.
2. Christmas comes in
3. Easter comes in
4. My birthday comes in

1



Listen and repeat.

Things to Do for the Party



to write the invitations



to send the invitations



to clean the house



to open the presents

2



Listen, read and act out.

On the Telephone

Ann: Hello! This is Ann speaking.

Jane: Hi, Ann! It's Jane. How are you?

Ann: Well, I've got a birthday next week. I want to have a party on Thursday afternoon. Can you come?

Jane: Of course.

Ann: Great! See you on Thursday, then. Bye!

Jane: Bye!

3  **Agree or disagree.**

1. Ann is at home.
2. Jane has got a birthday.
3. The party is on Thursday morning.
4. Ann's birthday is on Thursday.
5. Jane can come.

Yes

No

4  **Say.**

Ann has to ... on

This Week



Friday



Saturday



Tuesday



Wednesday



Thursday

5  **Write these words in the correct order.**

1. write, has to, invitations, Ann.
2. She, friends, her, phones.
3. has to, She, the house, clean.
4. to open, likes, Ann, the presents.

1



Listen and read.



*Dear Kim,
welcome to my party!
Day & Date: Thursday,
4 November
Time: 3 p.m. – 5 p.m.
Place: My house*

Ann

Today is Thursday,
28 October.
Her birthday is on 4 November.
Ann has to write invitations.

2



a) Read and say for Ann.

Alex: When is your birthday party, Ann?

Ann: It is on

Alex: What time does the party start?

Ann: It starts at

Alex: What time does it finish?


Ann: It finishes at

Alex: Where is the party?

Ann:

b) Act out the dialogue.

- 3**  Choose and say. What do the children usually do at the parties?



to dance to sing to play games to eat cakes

E x a m p l e: *Ann and Dan usually dance at the party.*

- 4**  Ask and answer.

- Do Ann and Dan usually dance at the party? – Yes, they do.
- Does Kim eat cakes? – No, she doesn't.
- Do / Does ... ?

- 5**  Write an invitation to your birthday party.

Dear ...,
 Welcome to my party!
 Day & Date: ... /
 Time: ... p.m. – ... p.m.
 Place: ...



1  Listen and repeat.

It's birthday time, birthday time –
Time for games and time for toys,
Time for happy girls and boys;
Time for cake and presents, too,
Time to laugh and say "Thank you".

2  a) Look and say. Who has got a birthday party?



b) Listen and read.

Every year Ann has a birthday party. Her friends come to her party. They bring presents and flowers. Ann's mum makes a birthday cake.

Ann blows out the candles* on the cake. The children sing a "Happy Birthday" song.

3



Agree or disagree.

1. Ann has a birthday party every month.
2. Ann's mother makes a birthday cake.
3. Ann's friends bring books.
4. Ann blows out the candles on the cake.
5. The children usually sing a "Happy Birthday!" song.



4



Ask and answer.

- Do you go to parties?
- What music do you like?
- Who do you talk to?
- Does your friend play games?
- When does your friend have a birthday party?
- Does he / she blow out the candles?



5



Write about your birthday. Fill in *always, usually*.

My favourite holiday is my birthday. It is in I ... get presents. I ... blow out the candles. We ... eat cakes. We ... dance and play games. We ... sing a "Happy Birthday" song.

* to blow out the candles – задувати свічки на торти

Lesson 5

1 Listen and match.

It's a (an)

glass
interesting
nice
cotton

doll house.
book.
cup.
T-shirt.

2 a) Listen and say.



- – What is this?
– It's a new car.
- – What is that?
– That is a nice doll house.

b) Ask and answer about the things in Exercise 1.

- What is this? – It's a new T-shirt.
- What is that? – That is a

3  **Read and act out the dialogue.**

Dan: Have you got a lot of presents for your birthday?

Ann: Yes, I have. I've got an interesting book, a doll house, a glass cup and a T-shirt.


Dan: Do you like them?

Ann: Yes, of course*.


4  **Complete and read.**

Ann has got a  , a  and a  for her birthday.

The (t, t, c, o, n)  is nice. It is bright.

The  is new and nice. It is pink.

The (l, a, s, g, s)  is big. It is green. Ann likes her presents.

5  **Write about your birthday presents.**

I have got ... and ... for my birthday. is new. It is ... and is nice. I like my presents.

* of course – звичайно, авжеж

Lesson 6

- 1  Listen, repeat and learn.

New Year

New things to learn,
New things to meet,
New songs to sing,
New joys to greet.

New things to see,
New things to hear,
New things to do,
In this glad New Year.



- 2  Read.



Ukrainian people celebrate New Year and Christmas in January. They decorate their houses with toys, flags and balls. Father Frost and Snow Maiden always bring presents to little children. The children make postcards for their parents and friends. They wish them a Happy New Year and a Merry Christmas.

3  Agree or disagree.

1. New Year and Christmas are in winter.
2. The houses are not beautiful at Christmas.
3. Father Frost and Snow Maiden bring presents to little children.
4. The children don't make postcards for their parents.

Yes

No

4  Ask and answer.



- When do Ukrainian people celebrate New Year and Christmas?
- How do they decorate their houses?
- Who brings presents to little children?
- Do the children make postcards?
- What do they wish their parents and friends?

5  Write five sentences.

Ukrainian people celebrate New Year's Day on They decorate

1   Listen and read.



In Britain and the USA people celebrate Christmas on the 25th of December. They decorate their homes with Christmas trees, toys, flags and lights. Santa Claus brings presents to children. Many families have parties. They dance, sing Christmas songs, play games and have fun.

2  Complete the sentences.

1. In Britain and the USA people celebrate Christmas on
2. They decorate their homes with
3. Santa Claus to children.
4. Many families
5. They dance, ..., ... and

3  Ask and answer.

1. – How do you celebrate Christmas?
– We have a family party.
2. – Do you decorate a Christmas tree?
– Yes, we do. / No, we don't.
3. – What do you decorate your home with?
– We decorate our home with ..., ... and

4  Look and say.



decorate

buy

send

clean

open

write


phone

Example: *Alex usually writes invitations for Christmas party.*

5  Complete with the words from Exercise 4.

1. Tom always ... a Christmas tree at home.
2. We must ... our houses before the party.
3. Ann usually ... and ... New Year cards to all her friends.
4. Do you often ... your relatives?
5. When does he ... his presents?
6. How much food do you usually ... for the party?

Lesson 8

1  Listen, point and say.



a paska



an Easter
egg



an Easter
basket



an Easter
present

2  Look, listen and read.

Easter is a spring holiday. Everybody is busy before Easter in Ukraine.



My Mum bakes
paskas before
Easter.



Dad usually buys
Easter presents
and food at the
supermarket.



Dan always
cleans the flat
before Easter.



Ann and grandma
paint Easter eggs.



They make an Easter
basket.

3  **Answer the questions.**

1. Is Easter a spring holiday? – Yes, it is.
2. Does Mum bake paskas before Easter? – Yes, she does.
3. Where does Dad buy Easter presents? –
4. What does Dan do? – He
5. What do Ann and her grandma do? – They

4  **a) Listen and repeat.**

Easter Bunny

Hop, hop, the Easter Bunny!
 You are pretty and funny!
 Easter Bunny comes
 to bring
 Happy Easter!
 Welcome spring!



Easter Bunny

?! **b) Ask and answer.**

- How do you celebrate Easter?
- We bake paskas, paint Easter eggs,

5  **Write five sentences about Easter. Use the words: *clean, buy, bake, make*. Start like this:**

We celebrate Easter in We usually

Always / often / sometimes

Dan **always** writes the invitations for his party.



1  Match the pictures to the sentences.



A



B



C



D



E



F

1. Granny **often** works in the garden.
2. Father **sometimes** goes fishing.
3. Bob **always** feeds the dog.
4. Mother **always** cooks dinner.
5. Ann **always** cleans the house.
6. Children **often** dance at the party.

2  Write negative sentences.


Example: *Jane / often / smile. – Jane does not often smile.*

1. Pam / blow out the candles / on her friend's birthday.
2. Bob and Jim / always / talk /.
3. Sue / open the presents / at Christmas.
4. Alex and Tom / listen to music / every day.

3  Write. Make questions. Use *Do* or *Does*.

Example: *you / often / have / parties? – Do you often have parties?
she / listen to music / every day? – Does she listen to music every day?*

1. you / like / parties?
2. she /often / play / games?
3. we / always / talk / to friends?
4. she /often / blow out the candles?

4  Say what you can do at the party.

My Party

1. We can sing. 2. We can 3. We can 4. We

5  Project Work. Make a poster about your favourite holiday.

My Favourite Holiday
This is My family and I
always ... on this day.
We We also
I like



1  Listen, read and say.

There is a ... in the



a living room



a bedroom



the children's room

1 – a computer, **2** – a bed, **3** – a wardrobe, **4** – a sofa,
5 – an armchair, **6** – a TV set, **7** – a bookcase, **8** – a clock,
9 – a curtain, **10** – a chair.

2  Ask and answer.

- Is there a sofa in the living room? – Yes, there is.
- Are there two chairs in children's room? – Yes, there are.
- Where is Dan? – In the living room.
- Is there ... ? –
- ... ? –

3  Listen, read and say.



under the table



at the desk



next to the table



on the chair



behind the TV




above the sofa

1. – Where is the cat?
– The cat is under the table.
2. – Where is the chair?
– The chair is at the desk.
3. – Where is the picture?
– The picture is behind the TV.
4. – Where is ...? – It is

4  **Agree or disagree.**

1. The sofa is next to the door.
2. The TV set is on the table.
3. The cat is under the table.
4. The picture is behind the TVset.
5. The lamp is above the sofa.
6. Two chairs are at the bed.



5  **Write about your living room.**

I have got a flat. There is a ... , a ... , and a ... in it.
This room is our living room. The sofa is
The ... is next to The
Our living room is clean.

Lesson 2

1 Listen, read and say.

There is a ... in the



a kitchen



a bathroom



a hall

1 – a bath, 2 – a mirror, 3 – a sink, 4 – a towel, 5 – a fridge,
6 – a cooker, 7 – a cupboard, 8 – a carpet, 9 – stairs.

2 Ask and answer.

1. – Where is the mirror?
– It is above the sink.
2. – Where is the cupboard?
– It is next to
3. – Where is the cat?
– It is under
4. – Where is ... ?
– It is

3 Read.



Jane: Rossie! Where are you?

Ann: What's up?*

Jane: I can't find Rossie.



Ann: Is she in the bedroom?

Jane: No, she isn't.

Ann: Is she in the bathroom?

Jane: No, she isn't.

Ann: Where is she?

Jane: Look, she is in the dining room!



4  Act out the dialogue of Exercise 3.

5  a) Answer the questions.

1. What's Jane's pet?
2. Who helps Jane to find Rossie?
3. Is Rossie in the bedroom?
4. Is Rossie in the bathroom?
5. Where is she?

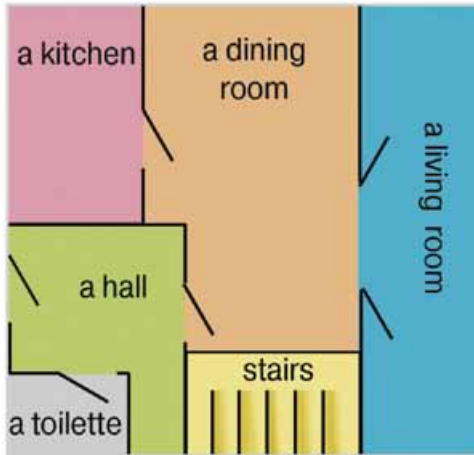
b) Write your answers.

* What's up? – Що сталося?

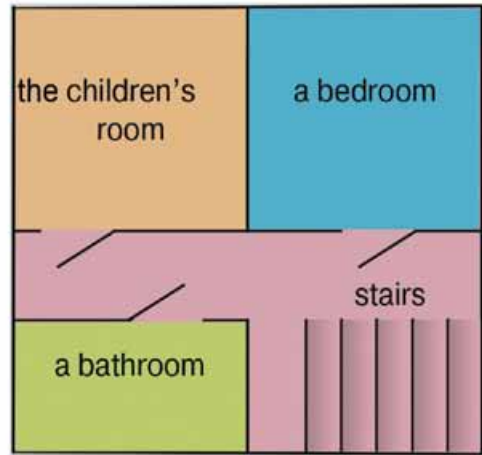
Lesson 3

1  Read in groups.

Downstairs



Upstairs



This is a plan of Mr and Mrs Tame's house.

Group A.

Downstairs there is a living room, a kitchen, a dining room and a hall. There is also a toilet there. The dining room is between the kitchen and the living room. The kitchen is under the children's room.

Group B.

Upstairs there is a bedroom, a children's room and a bathroom. The bedroom is next to the children's room. The children's room is between the bedroom and the bathroom.

2  Ask and answer.

Group A. Ask about rooms upstairs.

Group B. Ask about rooms downstairs.

1. How many rooms are there ... ?
2. Where is ... ?
3. Which room is next to ... ?
4. Which room is between ... ?
5. Is there ... ?

- 3**  **Listen. Look at the plan in Exercise 1. Find the rooms they see.**

Jane: Here we are. This is my house.
Come in, Ann.

Ann: Oh, it's nice!

Jane: This is the living room. And that is our kitchen.

Ann: Mmm.

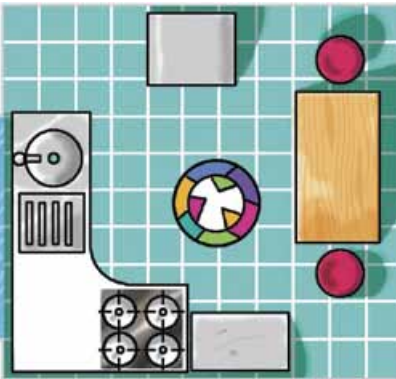
Jane: Come upstairs. That's the bathroom. It's not very big.

Ann: Oh! Where's your bedroom?

Jane: Here.



- 4**  **Look, read and complete.**





There is a ... in Jane's house.

It has got one



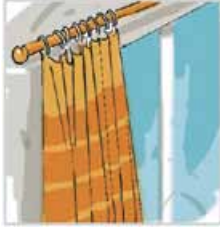
There is a  by the wall
on the left.

The  is on the right. There are two  at
the table.

- 5**  **Project Work. Draw a plan of your house (flat). Write five sentences about it.**

Lesson 4

1  Listen, repeat and order the pictures.



A

curtains



B

a mirror



C

an armchair



D

a wardrobe



E

a bookcase



F

a drawer

1. ... 2. ... 3. ... 4. ... 5. ... 6. ...

2  Look and read. Then describe the picture.

Ann: This room is mine. I do my lessons, sleep and play computer games here. I have got many books in the bookcase.

Kim: Have you got a clock?

Ann: Yes. It is above the bed.



The ... is **on / under / behind / next to** the

3  a) Find the ten hidden words.



a	c	u	y	p	i	c	t	u	r	e
d	l	s	e	c	h	a	i	r	f	m
b	o	o	k	c	a	s	e	s	r	i
n	c	f	a	r	m	c	h	a	i	r
o	k	a	w	i	n	d	o	w	d	r
c	o	m	p	u	t	e	r	v	g	o
g	r	e	g	v	d	r	a	w	e	r



? **!** b) Look at the picture in Ex. 2. Ask and answer.



- Where is the clock? – It is above the bed.
- Where is ...? – It's

4  Read and complete.

This room in the flat is mine. It's not very big, but cosy.

There is a  in my room. The  is in front of it.

The  are white. My  is at the wall.

The , is above the bed. I have got a . It is

on the . My  are in the .

My room is clean. I like it.

5  Write five sentences about your room.

Lesson 5

1



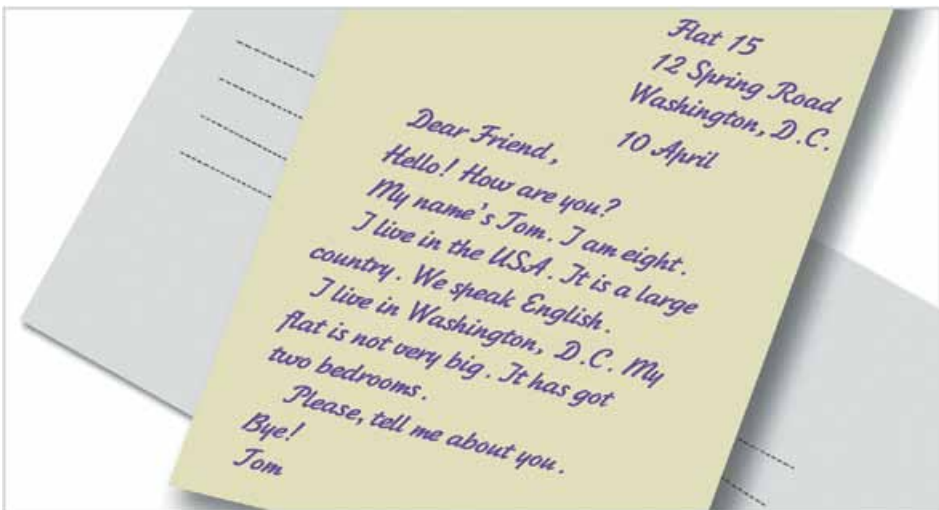
Look and say. How many of these things can you find?



2



Read the letter from Tom.



3  **Talk to Tom.**

Tom: Hello again! How are you?

You: And you?

Tom: I'm fine. Tell me, where is your flat (house)?

You:

Tom: My flat is in Washington, D. C. Is your flat very big?

You:

Tom: My flat is not very big. It has got two bedrooms. What about your flat (house)?

You:

Tom: My bedroom is big. It's a nice room. Is your bedroom big?

You:

Tom: That's interesting. See you soon! Bye!

You:



4  **Play a game: "Bingo!".**



5  **Write a letter to Tom. Describe your flat (house).**

Lesson 6

1 Listen and repeat.



to feed the cat



to clean the floor



to water the plants



to wash the dishes



to walk the dog



to lay the table

2 Choose and say.

Example: I *feed* / *feeds* the cat every day.

Mary *walk* / *walks* the dog in the morning.



1. I often *clean* / *cleans* the floor in my room.
2. My sister usually *water* / *waters* the plants.
3. My Mum usually *lay* / *lays* the table before dinner.
4. I *wash* / *washes* the dishes every day.
5. My father often *walk* / *walks* the dog.

3  Complete the sentences.

Example: *I always*  *in the kitchen. – I always wash the dishes in the kitchen.*

1. My sister usually  in the bedroom. 2. We usually



 in the hall. 3. We sometimes  in the living room.

4  Read and match.

1. Where do you sleep?

a. In the hall.

2. Where do you take off your coat?

b. In the bedroom.

3. Where do you wash your hands and face?

c. In the bathroom.


4. Where does your Mum cook?

d. In the kitchen.

5  Answer the questions.

1. Is your house (flat) big?
2. Do you help your parents about the house?
3. Do you wash the dishes?
4. What do you usually do?

Lesson 7

- 1  Read. Fill in *he, his, her, its, she, they*.



1. This is Mrs. Brown. ... lives in Colchester. 2. ... son's name is George. 3. ... has a wife, Mary and two children, Bill and Pam. 4. ... have got a pet dog. 5. ... name is Rex. 6. George and ... family live in a big house on Spring Road. 7. ... have got a living room, three bedrooms, a kitchen, a bathroom and a hall.



2  **Agree or disagree.**

1. Mrs Brown lives in London.
2. Her son George has got a family.
3. They have got a dog.
4. George and his family live in a big flat.
5. They have got a living room, three bedrooms, a kitchen, a bathroom and a hall.

Yes

No

3  **Choose the correct item. Write.**

1. There are ... on the window.
 A curtains B chairs C mirrors
2. There is ... in the kitchen.
 A a wardrobe B a fridge C a desk
3. I have got many books in
 A the armchair B the wardrobe C the bookcase

4  **Complete the dialogue.**

Jane: Welcome to our house!
Kim: Wow! It's big. How many rooms have you got?
Jane: Five. We've got
Kim: Where is the children's room?
Jane: It's upstairs. Come on!

5  **Answer the questions.**

1. Do you live in a house or a flat? – I live in
2. How many rooms have you got? – I have got
3. What is your favourite room? – My favourite room is
4. What is there in this room? – There is There are

- 1  Listen and repeat.

Morning

First get up and make your bed.
Then wash your face and ears,
Eat your breakfast, drink your tea,
Say "Hello", 1, 2, 3.

- 2  Listen, read and match.



2. I wash my face and ears.
I clean my teeth.



1. I get up at 7 o'clock.

5. I say "Goodbye" and go to school.



4. I have my breakfast.



3. I make my bed.

3  Read and act out.



Jane: Hello! Why are you so sleepy?

Alex: You see, I get up very early this week.

Jane: When do you get up?

Alex: I get up at 7 o'clock.

Jane: Well, I get up at 7 o'clock, too. And I am not sleepy!

Alex: You are lucky.

4  a) Ask and answer.

– Do you get up at 7 o'clock?

– Yes, I do. / No, I don't.

get up – 7 o'clock

have breakfast – 7 o'clock

clean teeth?

wash face?

brush hair?

go to school – 9 o'clock?



b) Say. What do you usually do in the morning?

5



Write six sentences about your morning.

Lesson 2

1  Listen, repeat and act out.

1. – What's the time?
– It's 7 o'clock.
I get up at 7 o'clock.



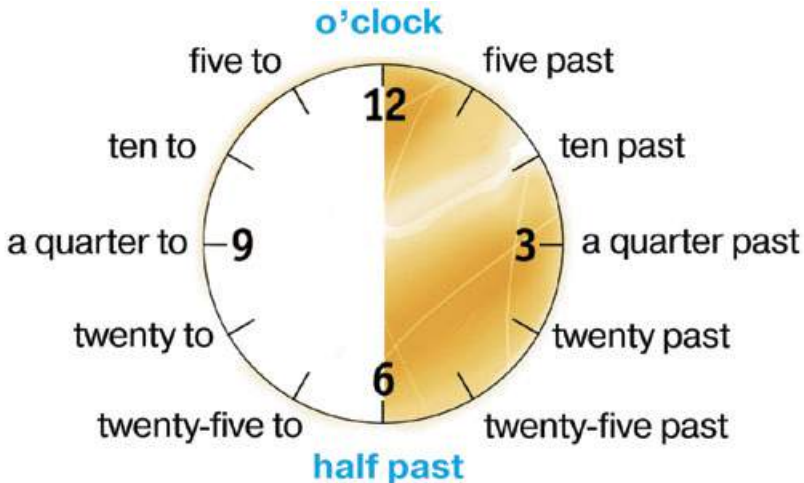
2. – What's the time?
– It's a quarter past 7.
I wash my face at a quarter past 7.

3. – What's the time?
– It's half past 7.
I eat my breakfast at half past 7.



4. – What's the time?
– It's a quarter to 8.
I go to school at a quarter to 8.

2  Listen and say.



– When do you go to school?
– At a quarter to 8.

3 ?! Point, ask and answer.



4 ?! Ask and answer.







What time ...? When ...?



get up
eat lunch
come to school
do your homework
your lessons start
leave school
watch TV






5  Write down these sentences.

1. I get up at  .
2. I wash my face at  .
3. I eat my breakfast at  .
4. My lessons start at  .
5. I go home at  .
6. I play games with my friends at  .

Lesson 3

1 Listen and read.

Ann gets up  at seven o'clock in the morning. She has her breakfast and goes to school. She comes home at  half past two and has dinner. She does her homework in the afternoon. She plays with her friends and helps her mother. In the evening she watches TV and goes to bed at  nine o'clock.



2 Choose, point and read.

Ann gets up at



She plays with her friends at



She has dinner at



She goes to bed at



3  Look and say.

In the Afternoon




4  Ask and answer.

- | | |
|---------------------------------|------------------|
| • Does Ann come home at 2.30? | Yes, she does. |
| • Does she have dinner at 3.00? | No, she doesn't. |
| • Does she ... in the evening? | Yes, |
| • Does she ...? | No, |

5  Talk about your friend's day.

My friend's name is He / She gets up at First he / she ... and ... Then He / She ... at He / She ... in the afternoon. He / She

6  Write about your friend's day.

Lesson 4

1  Listen and repeat.

It **is** Tuesday **today**. It **was** Monday **yesterday**.

It **is** sunny **today**. It **was** snowy **yesterday**.

I **am** at school **now**. I **was** at school **yesterday**.

Ann and Dan **are** at school
at 9.00.

They **were** at home
at 8.00.

We **are** in the
park **now**.

Ann and Dan **were** in the
park **yesterday**.

She **is** at home **today**.

She **was** at the Zoo **yesterday**.

2  Say.

It **is** Saturday **today**.
Ann **is** at home.

It **was** Friday **yesterday**.
She **was** at school.





3  Listen and repeat.

1. I was in the village on Sunday. I wasn't at school.
2. It was Sunday yesterday. It wasn't Monday.
3. Dan and Ann were in the park yesterday.
They were not in the forest.

4  Read and complete. Use *is / are, was / were, wasn't / weren't*.

1. It *is* Monday today. The children *are* at school now.
2. It *was* Sunday yesterday and they ... at home.
3. Kim ... at her grandmother's yesterday. She ... at home.
4. Mum and Dad ... at work yesterday. They ... in the village.

5  Say. What was your Monday like? Start like this:

It ... Tuesday today... . It ... Monday yesterday. I ... at school. There ... five lessons yesterday. My parents ... at work yesterday. They ... in the village yesterday.



Write down five sentences with *was, were, wasn't, weren't*.

Lesson 5

1  Look, read and say.

At nine o'clock yesterday



Tom / in bed



Jane / in bed



John / at the cinema



Becky / at the circus

- Was Tom in bed?
- Was Jane at the circus?
- Was John at the cinema?
- Was Becky in bed?

Yes, he was.
No, she wasn't.
Yes,
... .

2  Look and say.

Last Thursday night Alex was in bed. It was dark. The moon was in the sky. The windows were shut.

Last Friday morning Alex wasn't It ... dark. The moon ... in the sky. The windows ... shut.

Thursday



Friday



3   **Ask and answer.**

Yesterday

- Was Miss Alison at school at 5 o'clock?
 - Yes, she was.
 - Was Tom at home at 3.15?
 - No, he wasn't.
 - Were Jane and Kim in the park at 5 o'clock?
 - No, they weren't.
- ✓ Miss Alison was at school at 5 o'clock.
 - ✗ Tom was at home at 3.15.
 - ✓ Alex was at school at 10 o'clock.
 - ✗ Jane and Kim were in the park at 5 o'clock.

4   **Ask and answer using the pictures from Exercise 2.**

5  **Fill in *was*, *were*, *wasn't*, *weren't*.**

Tom *was* in the forest yesterday. Jane *..* in the forest yesterday, she *...* at the Zoo. Granny *...* in the garden in the morning. Sue and Jack *...* in the yard yesterday. They *...* in the park.

Lesson 6

1



Look and find all these things in this page. Say.



a playground



a pond



a wet dog

2



Read and choose.



Yesterday was Sunday. The weather was nice. The day was sunny. Dan was not at school. He was in the park with his friends. A big dog was at the pond. The boys were at the playground.



Splash! The ball was in the pond. Dan and his friends were sad. The dog was very happy and very wet.

3  Look and say.

Yesterday Afternoon

Alex



at home

Ann



at the beach

Mum, Dad



at the shops

Becky



at the circus

Dan



at the playground

John



at the cinema

I was I was not We were We were not

4  Ask and answer.

A: Where were mum and dad?

B: They were at the shops.

A: Where was John?

B: He was at the cinema.

5  Make up the dialogues. Act them out.

on Friday

yesterday afternoon

at 6 o'clock

– Where were you ... ?

– I was

Lesson 7

- 1  Read and compare.

Every day



I **get up** at seven o'clock in the morning. I **wash** my face and **make** my bed. I **have** breakfast at half past seven and **go** to school. My lessons **start** at half past eight. I **come** home at two o'clock. I **do** my homework, **watch** TV or **play** with my friends.


Yesterday



I **got up** at seven o'clock in the morning. I **washed** my face and **made** my bed. I had breakfast at half past seven and **went** to school. My lessons **started** at half past eight. I **came** home at two o'clock. I **did** my homework, **watched** TV and **played** with my friends.

2  **Match the words. Say.**

get up	went
make	did
have	came
go	made
come	had
do	got up

3  **Make the words. Write.**

Example: *wash + ed = washed*

start + ed =

watch

play

help

walk

4  **Ask and answer.**

- Did you get up at 7 o'clock yesterday? – Yes, I did. / No, I didn't.
- Did you make your bed yesterday? – Yes, I did. / No, I didn't.
- Did you ... yesterday? – Yes, I did. / No, I didn't.

5  **Choose and say.**

1. Mary ... at seven o'clock yesterday.
A get up B got C gets up
2. She ... her breakfast at half past seven yesterday.
A has B have C had
3. The girl ... to school at eight o'clock yesterday.
A went B go C goes
4. Mary ... home at half past two yesterday.
A comes B came C come

Lesson 8

1 Listen and read.



It was Sunday yesterday. Dan and Ann were at home. Dan played computer games and did his homework. Ann helped her Mum to cook dinner. Jane and Tom were at the cinema. They watched a new film.

2 Agree or disagree.

1. It was Monday yesterday.
2. Dan and Ann were at home.
3. Dan watched TV.
4. Ann helped her Mum to cook dinner.
5. Jane and Tom were at the circus.
6. They watched a new film.

Yes

No

3 ?! Ask and answer.

- Where were Ann and Dan? What did they do?
- Where were Jane and Tom? What did they do?
- Where were you yesterday? What did you do?

4 Act out the dialogues.

- Hi!
– Hello!
– Did you have a nice weekend?
– Yes, sure. I was in the village with my family.
– What did you do there?
– We helped our granny and walked in the forest.
- Did you have a good time yesterday?
– I can't say so!
– Why?
– The weather was bad. I was at home and did my homework.



5 Choose and complete the dialogue.

- Did you have a nice weekend?
- Yes, sure. I was ... (at the cinema / at home / at the playground ...).
- What did you do there?
- I ... (watched a film / read a book / watched TV / played football ...). What about you?
- I ... and

Lesson 9

1 Choose and complete.

- I ... at 7 o'clock in the morning.
A get up B have dinner C read a book
- I ... at 7.30 in the morning.
A do my homework B have breakfast
C have lessons
- My at 8.30 in the morning.
A lessons begin B mum cooks supper
C lessons are over
- I ... at 3 o'clock in the afternoon.
A make my bed B go to bed C come back home

2 Ask and answer.

- What time did you get up yesterday?
- What did you do in the morning?
- What did you do in the afternoon?
- What time did you go to bed?

3 a) Fill in *was*, *were*.

- She ... at the playground last Sunday.
- I ... not at the party last month.
- Where ... you at 6 o'clock yesterday?
- Where ... Tom and Kim yesterday?

b) Fill in *wasn't*, *weren't*.


- My friends ... at the cinema last Tuesday.
- I ... at the Zoo yesterday.
- Alex ... in the village last summer.
- You ... at the theatre yesterday.

- 4 ?! Look at the pictures. Ask and answer the questions as in the example.



Example: *Ann and Dan / at the beach / Sunday?*
Were Ann and Dan at the beach on Sunday? – No, they weren't.
They were at home. Dan played computer games. Ann read a book.

1. John / at the circus / yesterday? – No, he wasn't. He was at the ... yesterday. He ... a new film.
2. The children / at the Zoo / Saturday? – Yes, they They on Saturday . They watched animals.
3. You / in the village / at the weekend? – Yes, / No, I I ... and

- 5  **Project Work.** Make a poster about your working day (weekend). Start like this:

It was ... yesterday. I got up at I Then I

1  Listen and repeat.



to skip



to collect
stickers/stamps



to ride a
bike



to watch
TV

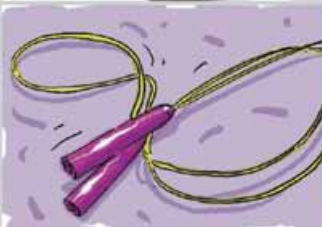
2  Listen and read.

1. – I like to ride a bike. My bike is red.
It is my favourite colour.
2. – I like to collect stickers. I also like to skip.
Look! This is my skipping rope. It's new.
3. – I don't like to skip, I like to watch TV.

3  Point and say.

A: I like to collect It is interesting.

B: I don't like to collect I like to



4  **Ask and answer.**

- Ivan, do you like to ride a bike?
- Yes, I do. / No, I don't.
- Do you like to skip?
- Yes, I do. / No, I don't.
- Do you like to play football?
- Yes, I do. / No, I don't.
- Do you like ...?
- Yes, I do. / No, I don't.

Name Activity	Ivan	Oleh	Oksana	Maryna
to ride a bike				
to collect stickers / stamps				
to skip				
to watch TV				

5  **a) Write a report.**

Report

In our class there are ... children: ... boys and ... girls.
 ... children like to ..., ... children don't like to Nobody likes Everybody likes

b) Talk about your class.

Lesson 2

1 Listen and repeat.



a playground



hopscotch



hide-and-seek



to play
badminton

2 Say.

Every day

- I play badminton every day.
- I play hide-and-seek every day.
- Ann plays ... every day.
- My friends every day.

→

Tomorrow

→

I will play badminton tomorrow.*

→

I will play ... next Sunday.

→

She will play ... tomorrow.

→

They will next Tuesday.

3 Read and compare.

Every day

Dan is very busy* every day.

He goes to school and does his homework.

He doesn't have a lot of free time.

Next Sunday

Dan **will have** a lot of free time next Sunday.

He **will ride a bike and play** games with his friends at the playground. It **will be** fun.

* tomorrow – завтра



4  a) Agree or disagree.

1. Dan goes to school every day.
2. He has a lot of free time every day.
3. Dan will be busy next Sunday.
4. He will ride a bike next Sunday.
5. Dan will play games with his friends.

Yes

No

?! b) Ask and answer.

- Is Dan busy every day?
- What does he do?
- Does he have a lot of free time?
- What will he do next Sunday?

5  Complete and write.

Dan is every day. He Dan will have
 ... next Sunday. He will ... and
 It ... fun.

* to be busy – бути зайнятим

Lesson 3

1 Listen and repeat.



to roller blade



to go skateboarding



to go swimming

2 Read and match.



A

1. My name is Maksym. I come from Ukraine. I go swimming three times a week. I will go swimming tomorrow.

2. I'm Mike. I come from England. I like to roller blade. I will roller blade next spring.



B



C

3. My name is Enza. I come from Italy. I like skateboarding. I will go skateboarding tomorrow.

4. I'm Hanz. I come from Germany. I like to ride a bike. I will ride a bike next summer.



D

3  **Ask and answer.**

1. What will Maksym do tomorrow?
2. Will Mike roller blade next spring?
3. Who likes skateboarding?
4. What does Hanz like?
5. When will Hanz ride a bike?

4  **Talk to your friend.**

to roller blade	to go skateboarding	to go swimming
to ride a bike	to play hide-and-seeK	to skip

A: Do you like *to ride a bike*?

B: Yes, I do! I *ride a bike* every day.

A: *Will you ride a bike* tomorrow?

B: Yes, sure!

A: Do you like to?

B: Yes, I do! I every day.

A: Will you tomorrow?

B: Yes, sure!

5  **Write a letter to your friend.**

Dear ...!

How are you?

I want to tell you about my hobbies. I like ... and I will ... and ... in summer.

What do you like doing? Please, tell me about it.

Bye!

Best wishes,

... .


Lesson 4

1



Listen and read. Order the pictures.

My granny and granddad have got a small house in the village. On Sunday we **will** go to visit them. We like to go there.



C





A

1. In the morning we **will** go to the garden. There are many fruit trees there. My dad **will** gather fruit and vegetables. We **will** help him.

2. My granny **will** cook dinner. And my mum **will** feed hens, cocks and pigs.

3. My granddad **will** go fishing.



4. In the evening we **will** go home.

2  Read and match.

1. Where does your granny live?

a. On Sunday.

2. When will you visit her?

b. Yes, I will.


3. Will you help your granny?

c. In the village.

4. Who will cook dinner?

d. My granny will.

3  Ask and answer. Use the questions of Exercise 2.

4  Write. Talk about your day in the village.

In the Village

My granny and granddad have got ... in the On ... we We like In the morning we will In the afternoon we will In the evening We will have a good rest. It will be fun!

Lesson 5

1 Listen and repeat.



to fly a kite



a summer camp



to visit
grandparents

2 Listen and read.



Jane: What will you do in the summer?

Ann: We will go to the seaside in June.

Jane: What will you do in July, Dan?

Dan: I will go to a summer camp in July. And you?

Jane: I will go to a summer camp, too. It will be fun!

Ann: See you in August. Have a nice rest!

3  **Read again and match.**

1. Ann and Dan will

a. a summer camp in July.

2. Jane will go to

b. visit their grandparents in June.

3. The children will

c. have a nice rest.

4  **Work in pairs. Look, point and say.**

A: *It will be hot tomorrow!*



B: *We will swim* .

A: *It will be cloudy tomorrow!*

B: *We will*

A: *It will be windy tomorrow!*

B: *We will*

A: *It will be cold tomorrow!*

B: *We will*




to play
badminton



to fly a kite



to stay at home

5  **Ask and answer. Write.**

- Where will you go on holiday?
- What will you do there?

Lesson 6

1 Listen and repeat.

England



to visit
museums

The USA



to take photos

Canada



to travel

Ukraine



to go to the
seaside

2 Listen, read and match.

- Ann will go to the seaside this summer. She will lie in the sun and swim in the sea. She will eat ice cream on the beach.
- Alex will go to Canada and the USA. He will travel. He will take photos.
- Kim will travel to England with her parents. She will visit museums and places of interest.

3 Ask and answer.

- Where will Ann go this summer?
– She will go to the seaside.
- What will she do there?
– She will lie in the sun and swim in the sea.
- Where will Alex go this summer?
– He will
- What will he do there?
– He will

4  Listen and repeat. Talk to your friend.

A: Where will Polly and Dan go?

B: They will go to the USA.

A: What will they do?

B: They will take photos.

A: Where will ... go?

B: He / She will go to

A: What will ... do?

B: He / She will



5  a) Look at the pictures of Exercise 4. Complete and write.

1. Polly and Dan will go to They will

2. Olenka and Oleh will go to They will

3. Kim will travel to She will

4. Mary and her mum will go to They will

5. I will go to I will

b) Talk about your summer.

Lesson 7

1 a) Listen and repeat.



to make
a sandcastle



to go fishing



to help
grandparents



on the beach



to stay at home



in the village

b) Say.

I like to spend time on the beach.
I often ... in summer.

2 Look, point and say.

1. I will make a sandcastle on the beach.
2. I will not stay at home all the time.
3. I will go fishing with my friends.
4. I will help my grandparents in the village.

3  **Read in groups.**



Group A

Hello! I'm Polly.

I want* to go to the seaside this summer. I will lie in the sun and swim. I will play games and make sand-castles on the beach. I will have a good rest!

Group B

Hello! I'm Andriy.

I want to go to the village this summer. I will help my grandparents. I will work in the garden and feed the chickens. I will go fishing with my friends. It will be fun!



4  **Ask and answer the questions.**

Group A

1. Does Andriy want to go to the village?
2. What will he do there?
3. Will he have a good rest?

Group B

1. Does Polly want to go to the seaside?
2. What will she do there?
3. Will she have a good rest?

5  **Project Work. Make a poster about your dream holidays. Draw pictures or stick photos.**

Hi! My name is ... This summer I want ... (to go to the seaside, to go to the camp, to travel, to visit my grandparents, ...). I will ... I will ... and ... It will be fun!

* want – хотіти

Lesson 8

- 1**  Look at the picture and make up the sentences as in the example.

A: Children play on the beach every day.
B: They will play on the beach tomorrow.



- A: The woman reads a book every day.
B: She will tomorrow.
- A: The man goes fishing every day.
B: He will
- A: The girls play with a ball every day.
B: They will
- A: The dog sleeps on the beach every day.
B: It will

- 2**  Choose the correct item.

- Tom in the summer.
A travels B travel C will travel
- Sue ... her grandparents every month.
A visits B will visit C visit

3. Children tomorrow.
 A to go B will go C goes
4. They sand castles on the beach next summer.
 A will make B make C makes
5. Alex a bike every day.
 A ride B will ride C rides

3  **Listen and read.**

Ann will be busy next week. She will play badminton on Monday. She will roller blade on Tuesday. Ann will read a book on Wednesday. She will play hopscotch and hide-and-seek on Thursday. The girl will visit her granny at the weekend.



4  **Agree or disagree.**

1. Ann will stay at home next week.
2. She will play badminton on Monday.
3. Ann will roller blade on Wednesday.
4. She will play hopscotch and hide-and-seek on Thursday.
5. Ann will read a book at the weekend.

Yes

No

5  **Complete, write and say.**

I will ... on Monday. I will ... on Tuesday and Wednesday. I will ... on Thursday and Friday. I will ... at the weekend.

The Timbertoes



Spring is here



And that's the reason



We sing this song



To greet this season.



The leaves are green,



The flowers are bright.



If the weather is fine,



You can go swimming.



The air is warm,



The days are sunny,



The children are happy,



As holidays are funny.

TEXT 1

FAVOURITE LESSONS

- 1**  Work in groups. Read the texts.

Group A

Kim likes Art lessons most of all. The pupils draw and paint pictures in their albums.

Kim's favourite colours are yellow, green, blue and pink. She likes to draw pictures of nature. She often draws trees, flowers and butterflies.

**Group B**

Music is Jane's favourite lesson. The pupils listen to music. They sing a lot of children's songs. They sing about nature, family and friends. Their teacher always gives them good songs.

Jane likes to sing with her classmates.

- 2**  Ask and answer.

Group A

1. What is Jane's favourite lesson?
2. What do pupils usually do at the Music lessons?
3. What songs do children usually sing?

Group B

1. What is Kim's favourite lesson?
2. What do pupils usually do at the Art lessons?
3. What does Kim often draw?

- 3**  **Talk about your favourite lesson.**
What do you usually do there? Why do you like this lesson?

TEXT 2

RAINBOW

- 1**  **Read the dialogue and act it out.**



- Can you draw a rainbow?
- A rainbow? Of course, I can. It's easy. Let's start! First you take seven pencils or paints. Do you know the colours of the rainbow?
- Sure. They are red, yellow, green, blue and violet.
- Don't forget orange. It goes between red and yellow.
- OK. Let's draw. Red, orange, yellow, green, blue and violet. Here you are.

- 2**  **Draw a rainbow and name its colours.**

- 3**  **Say. Do you like to watch the rainbow? When can you see it?**

TEXT 3

LET'S PLANT TREES

1  Read the dialogue and act it out.

Dad: Tommy, we have some work to do.

Tommy: What work, Daddy?

Dad: I want to plant some trees in our garden. Will you help me?

Tommy: Of course, I will.

Dad: First, let's go to the shop and buy some small trees.

Tommy: OK, father.



(in some hours)

Tommy: Hi, Mummy! Look! These are the trees for our garden!

Dad: We will plant them here and there.

Tommy: And I will help you, Daddy!

Mum: Well done*, boys! Our garden will be very nice!

* Well done! – Молодці! Чудово!

2  **Choose and complete.**

1. Tommy and his Dad want to
 A wash the car B plant the trees C clean the house
2. First they will go to
 A the park B the garden C the shop
3. Tommy is ... to help his father.
 A happy B funny C clever
4. The family will have
 A a big house B a new flat C a very nice garden

3  **Ask and answer.**

1. Do you help your parents?
2. What do you usually do?
3. Do you plant trees in your garden?

TEXT 4

MY BEST FRIEND

1  **Read the text.**

Mary is my best friend. She is tall and slim. She has long fair hair and green eyes. She is pretty. We are in the third form. We do everything together. We walk to school together. We eat lunch together at school. We help each other with our homework. She helps me with Nature Studies. I help her with Maths. We spend the weekends together, too. We go to the playground with our friends. We like to play hopscotch or hide-and-see.




2  **Choose and complete.**

1. Mary is my
 A cousin B classmate C best friend
2. She is
 A short and plump B tall and slim C tall and thin
3. She has ... and green eyes.
 A short fair hair B short dark hair C long fair hair
4. We ... together.
 A play football B read books C do everything

3  **Answer the questions.**

1. What does Mary look like?
2. What do the girls do together?
3. Do they spend weekends together?
4. What do they usually do at weekends?

4  **Talk about your best friend.**
What does he / she look like? What do you do together?

TEXT 5

CHRISTMAS TIME

- 1  Read the text.



It is December. It is Christmas time. Mary and Pete love Christmas. They decorate a Christmas tree every year. Santa Claus always brings them presents. Last year Mary got a nice doll and a teddy bear. Pete got a toy dragon and a robot. The children like their new toys. This year Mary and Pete want to get roller skates.

“Write a letter to Santa,” Mum said.

“That’s a good idea, Mum,” the children answered. They are happy.

- 2  Agree or disagree.


1. It is February.
2. It is Christmas time.
3. Jane and Pete get presents from Santa Claus every year.
4. Last year Jane got a nice doll and a toy dragon.
5. Pete got a teddy bear and a toy car.
6. This year Jane and Pete want to get roller skates for Christmas.

Yes

No

3  **Ask and answer.**

1. Do Mary and Pete love Christmas? Why?
2. What presents did they get last year?
3. What presents do they want to get this year?
4. What is Mum's idea?

4  **Talk about your Christmas (New Year) presents.**
What presents did you get last year? What do you want to get next year?

TEXT 6

ON EASTER SUNDAY

1  **Look and say what children celebrate. Read the text.**



It was Easter Sunday. Mary took a little basket and went to the garden. She went there to look for* Easter eggs.

“Mum, why are Easter eggs yellow, red, green and blue? Do they come from colourful hens?” Mary asked.

“No,” Mum said. “They are of different colours because we paint them.”

The girl asked, “Why do you paint the eggs?”

Mum said, “It’s an Easter tradition. A tradition is something people do every year.”

“Next year I will help you paint the eggs, too,” Mary said.

2  **Choose and complete.**

- On Easter Sunday Mary went
A to the kitchen B to the park C to the garden
- She went there to look for
A Easter Bunny B Easter presents C Easter eggs
- An Easter tradition is
A to look for colourful hens
B to paint Easter eggs
C to paint Easter baskets

3  **Answer the questions.**

- What holiday is the text about?
- What did Mary do?
- What did the girl ask her Mum about?
- What was her Mum’s answer?

4  **Talk about Easter.**
What Easter traditions do you have?


* to look for – шукати

TEXT 7

AT THE SEASIDE

1  Read the text.

In summer Pavlo usually goes to the seaside with his family. He goes to the beach every day. He watches the sea, the boats and the ships. He sometimes sits on the sand and makes nice sandcastles. He makes the walls, small towers*, windows and doors. The boy's sandcastles are always different. Pavlo likes to swim in the sea. The water is cool!




2  Choose and say.

- In summer Pavlo usually goes to the seaside with his
A friends B classmates C family
- He goes to the beach and watches
A the sea, the sand and the birds
B the beach, the people and sky
C the sea, the boats and the ships
- The boy sometimes makes
A doll houses B sandcastles C toys
- Pavlo likes ... in the sea.
A to swim B to jump C to run

* towers – вежі

3  Answer the questions.

1. Where does Pavlo go in summer?
2. What does he do on the beach?
3. Are his sandcastles nice?
4. Does the boy like to swim in the sea? Why?

4  Look at the photos.
Talk about your summer holidays at the seaside.
When do you go to the seaside?
What do you usually do there?



Grammar Lab

This

→

These

<i>This is a book.</i>	<i>These are books.</i>
<i>This book is interesting.</i>	<i>These books are interesting.</i>

That

→

Those

<i>That is a bag.</i>	<i>Those are bags.</i>
<i>That bag is big.</i>	<i>Those bags are big.</i>

There is / There are

	+		-		?	Answers
	Long form	Short form	Long form	Short form		
Singular	<i>There is</i>	<i>There's</i>	<i>There is not</i>	<i>There isn't</i>	<i>Is there?</i>	<i>Yes, there is. No, there isn't.</i>
Plular	<i>There are</i>		<i>There are not</i>	<i>There aren't</i>	<i>Are there?</i>	<i>Yes, there are. No, there aren't.</i>

Prepositions

in	<ul style="list-style-type: none"> • <i>in the kitchen, in London</i> • <i>in the book</i> • <i>in the car, in the taxi</i> • <i>in the picture</i> • <i>in summer (autumn, winter)</i>
-----------	--

at	<ul style="list-style-type: none"> • <i>at the door, at the station</i> • <i>at the table</i> • <i>at the concert, at the party</i> • <i>at the cinema, at school, at work</i> • <i>at night</i> • <i>at 5 o'clock</i>
on	<ul style="list-style-type: none"> • <i>on the wall</i> • <i>on the table</i> • <i>on the left / right</i> • <i>on the first floor</i> • <i>on TV, on the radio</i> • <i>on Monday</i>
by / next to / beside	<i>Her bike is by / next to / beside the car.</i>
under	<i>The bag is under the table.</i>
above	<i>The picture is above the sofa.</i>

Possessives

<i>Personal pronouns</i>	<i>Possessive adjectives</i>
<i>I</i>	<i>My</i>
<i>You</i>	<i>Your</i>
<i>He</i>	<i>His</i>
<i>She</i>	<i>Her</i>
<i>It</i>	<i>Its</i>
<i>We</i>	<i>Our</i>
<i>You</i>	<i>Your</i>
<i>They</i>	<i>Their</i>

Possessives

	Nouns (Who?)	Possessives (Whose?)
Singular	<i>a boy</i>	<i>boy's</i>
	<i>a father</i>	<i>father's</i>
	<i>Mary</i>	<i>Mary's</i>
	<i>Chris</i>	<i>Chris's (Chris')</i>
Plural	<i>boys</i>	<i>boys'</i>
	<i>parents</i>	<i>parents'</i>
	<i>children</i>	<i>children's</i>

Present Simple "to be" (am / is / are)

+		-		?
Long form	Short form	Long form	Short form	
<i>I am</i>	<i>I'm</i>	<i>I am not</i>	<i>I'm not</i>	<i>Am I?</i>
<i>You are</i>	<i>You're</i>	<i>You are not</i>	<i>You aren't</i>	<i>Are you?</i>
<i>He is</i>	<i>He's</i>	<i>He is not</i>	<i>He isn't</i>	<i>Is he?</i>
<i>She is</i>	<i>She's</i>	<i>She is not</i>	<i>She isn't</i>	<i>Is she?</i>
<i>It is</i>	<i>It's</i>	<i>It is not</i>	<i>It isn't</i>	<i>Is it?</i>
<i>We are</i>	<i>We're</i>	<i>We are not</i>	<i>We aren't</i>	<i>Are we?</i>
<i>You are</i>	<i>You're</i>	<i>You are not</i>	<i>You aren't</i>	<i>Are you?</i>
<i>They are</i>	<i>They're</i>	<i>They are not</i>	<i>They aren't</i>	<i>Are they?</i>

Short forms

<i>Am I / Are you tall?</i>			<i>Yes, I am.</i>			<i>No, I'm not.</i>		
<i>Is he / she / it in the garden?</i>			<i>Yes, he / she / it is.</i>			<i>No, he / she / it isn't.</i>		
<i>Are</i>	<i>we / you / they</i>	<i>pupils?</i>	<i>Yes,</i>	<i>we / you / they</i>	<i>are.</i>	<i>No,</i>	<i>we / you / they</i>	<i>aren't.</i>

Present Simple “to do”

+	<i>I</i>			<i>read</i>	<i>books</i>	<i>every day.</i>
	<i>Mary</i>			<i>reads</i>		
-	<i>I</i>		<i>do not</i>	<i>read</i>	<i>books</i>	<i>every day.</i>
	<i>Mary</i>		<i>does not</i>			
?	<i>Do</i>		<i>I</i>	<i>read</i>	<i>books</i>	<i>every day?</i>
	<i>Does</i>		<i>Mary</i>			
?	<i>What</i>	<i>do</i>	<i>I</i>	<i>do</i>	<i>every day?</i>	
		<i>does</i>	<i>Mary</i>			
	<i>When</i>	<i>do</i>	<i>I</i>	<i>read</i>	<i>books?</i>	
		<i>does</i>	<i>Mary</i>			

Modal Verbs

Can

+	<i>I</i>			<i>can</i>	<i>swim.</i>
	<i>Mary</i>				<i>dance.</i>
-	<i>I</i>			<i>cannot</i>	<i>swim.</i>
	<i>Mary</i>				<i>dance.</i>
?	<i>Can</i>		<i>you</i>	<i>swim?</i>	
			<i>Mary</i>	<i>dance?</i>	
	<i>What</i>	<i>can</i>	<i>you</i>	<i>do?</i>	
			<i>Mary</i>		

May

+	<i>You</i>	<i>may</i>	<i>open</i>	<i>the window.</i>
-	<i>You</i>	<i>may not</i>	<i>open</i>	<i>the window.</i>
?	<i>May</i>	<i>I</i>	<i>open</i>	<i>the window?</i>

Must / have to

You	<i>must / have to</i>	do	your homework.
Mary	<i>has to</i>	clean	her room.

The Verb Form “to have got”

+		-		?
<i>Long form</i>	<i>Short form</i>	<i>Long form</i>	<i>Short form</i>	
<i>I have got</i>	<i>I've got</i>	<i>I have not got</i>	<i>I haven't got</i>	<i>Have I got?</i>
<i>You have got</i>	<i>You've got</i>	<i>You have not got</i>	<i>You haven't got</i>	<i>Have you got?</i>
<i>He has got</i>	<i>He's got</i>	<i>He has not got</i>	<i>He hasn't got</i>	<i>Has he got?</i>
<i>She has got</i>	<i>She's got</i>	<i>She has not got</i>	<i>She hasn't got</i>	<i>Has she got?</i>
<i>It has got</i>	<i>It's got</i>	<i>It has not got</i>	<i>It hasn't got</i>	<i>Has it got?</i>
<i>We have got</i>	<i>We've got</i>	<i>We have not got</i>	<i>We haven't got</i>	<i>Have we got?</i>
<i>You have got</i>	<i>You've got</i>	<i>You have not got</i>	<i>You haven't got</i>	<i>Have you got?</i>
<i>They have got</i>	<i>They've got</i>	<i>They have not got</i>	<i>They haven't got</i>	<i>Have they got?</i>

Short Answers

<i>Yes, I / we have.</i>	<i>Yes, he / she / it has.</i>
<i>No, I / we haven't.</i>	<i>No, he / she / it hasn't.</i>

Past Simple

+	<i>I</i>	<i>watched TV</i>	<i>yesterday.</i>
	<i>Dan</i>	<i>went to school</i>	

-	I		did not	watch TV	yesterday.
	Dan			go to school	
?	Did		I	watch TV	yesterday?
			Dan	go to school	
	What	did	I	do	yesterday?
			Dan		
When	did	I	watch TV?		
		Dan	go to school?		

Past Simple “to be” (was / were)

+	-		?
	Long form	Short form	
I was	I was not	I wasn't	Was I?
You were	You were not	You weren't	Were you?
He was	He was not	He wasn't	Was he?
She was	She was not	She wasn't	Was she?
It was	It was not	It wasn't	Was it?
We were	We were not	We weren't	Were we?
You were	You were not	You weren't	Were you?
They were	They were not	They weren't	Were they?

Future Simple

+	Dan	will	go to school	tomorrow.	
-	Dan	will not (won't)	go to school		
?	Will		Dan	go to school	tomorrow?
	What	will	Dan	do	tomorrow?
	When	will	Dan	go to school?	

TAPESCRIPTS

Unit 1. Nature

Lesson 3

Ex. 1

Summer, autumn, winter, spring,
We can study, play and sing.
In winter I can ski and skate.
In spring I ride a bike and play.
Summer holidays are cool.
In autumn children go to school.

Lesson 3

Ex. 4

Tom: Do you like summer, Dan?

Dan: Yes. I can play football every day!

Tom: What about you, Ann?

Ann: My favourite season is winter. I like to ski and sledge!

Lesson 5

Ex. 1

1. My name is Jane. I'm from England. It is rainy and windy in April in my country.
2. My name is Alex. I'm from Australia. It is very hot in December in my country.
3. My name is Tom. I'm from the USA. It's very cold in January in my country.
4. My name is Kim. I'm from China. It is hot and sunny in August in my country.

Lesson 6

Ex. 1

NATURE

The sun and the moon,
The stars in the sky,
The forest, the jungle,
The mountains so high.
Rivers and lakes,
Flowers and trees.
It's our nature*.
Save* it, please!

Ex. 3

Look around you! You can see the sun in the blue sky. You can see trees, flowers and grass in the parks and gardens. There are big forests and high mountains on our planet. There are many animals and birds. It is our nature. We must save it!

Unit 2.School

Lesson 1

Ex.1

I come to school on Monday,
I read and write on Tuesday,
On Wednesday I do my sums and play,
I like to study every day.

I sing a song on Thursday,
Friday is a real fun,
On Saturday and Sunday
I like to jump and run.

Lesson 3

Ex. 2

Hi! I'm Dan. I learn many subjects at school: Maths and Reading, Ukrainian and English, Art and Music, Nature Study, Computer Studies and PE. All these lessons are very interesting, but Maths, Computer Studies, English and PE are my favourite ones.

Lesson 4

Ex. 6

At the Art Lesson

Kim: Can you give me your paints, please?

Tom: Yes, sure. What colours?

Kim: Green, yellow, blue and pink.

Tom: OK. Here you are.

Kim: Thanks a lot.

Jane: What do you want to draw?

Kim: Some flowers.

Lesson 8

Ex. 3

1. This is my album.
2. Those are Ann's pencils.
3. Are these your pens? – Yes, they are.
4. Is that Kim's picture? – Yes, it is.
5. Those are big shelves.
6. Is this Tom's ball? – No, it isn't.

Unit 3. Family

Lesson 1

Ex. 3

1. **Ann:** Jane, look! This is my family photo.

Jane: Wow! There are so many people in it!

Ann: Yes, my family is really big.

Jane: Well, tell me about them.

2. **Ann:** These are my parents. They are very friendly.

Jane: Is this your grandmother?

Ann: Yes, she is. She is very kind.

And that is my grandfather.

Lesson 3

Ex. 3

Hello, my name is Dan. I am from Kyiv. I have a lovely family. I live with my parents and my sister.

My dad's name is Ihor. He is thirty-six. He is a doctor. My mum's name is Iryna. She is thirty-two. She works at school.

My sister's name is Olenka. She is seven. She is a pupil.

We are a friendly family.

Unit 4. Appearance

Lesson 3

Ex. 3

Head and shoulders,

Knees and toes,

Knees and toes.

Head and shoulders,

Knees and toes,

Knees and toes.

And eyes, and ears,

And mouth, and nose.

Head and shoulders,

Knees and toes,

Knees and toes.

Arms and fingers,

Legs and feet,

Legs and feet.

Arms and fingers,

Legs and feet,

Legs and feet.

And hair, and hands,

And face, and teeth.

Arms and fingers,

Legs and feet,

Legs and feet.

Lesson 6

Ex. 2b

1. It's a teddy bear.
2. It's a clown.
3. It's a robot.

Unit 5. Holidays

Lesson 1

Ex. 1

1. New Year;
2. Christmas;
3. Easter;
4. Birthday.

Ex. 2

My favourite holiday is in winter. It's a New Year Day. We usually decorate the New Year Tree. You can see bright balls, stars and lights on it. All the children get presents.

We often dance and sing. We watch TV and play games.

Lesson 4

Ex. 2

Every year Ann has a birthday party. Her friends come to her party. They bring presents and flowers. Ann's mum makes a birthday cake. Ann blows out the candles on the cake. The children sing a "Happy Birthday" song.

Lesson 7

Ex. 1

In Britain and the USA people celebrate Christmas on the 25th of December. They decorate their homes with Christmas Trees, toys, flags and lights. Santa Claus brings presents to children. Many families have parties. They dance, sing Christmas songs, play games and have fun.

Unit 6. Home

Lesson 4

Ex. 1

1. An armchair; 2. a drawer; 3. a mirror; 4. a bookcase;
5. curtains; 6. a wardrobe.

Lesson 6

Ex. 3

1. My sister usually waters the plants in the bedroom.
2. We usually feed the cat in the hall.
3. We sometimes lay the table in the living room.

Unit 7. Daily Life

Lesson 1

Ex. 1

Morning

First get up and make your bed.
Then wash your face and ears,
Eat your breakfast, drink your tea,
Say "Hello", 1, 2, 3.

Unit 8. Free Time

Lesson 1

Ex. 2.

1. – I like to ride a bike. My bike is red. It is my favourite colour.

2. – I like to collect stickers. I also like to skip. Look! This is my skipping rope. It's new.
3. – I don't like to skip, I like to watch TV.

Lesson 4

Ex. 1

My granny and granddad have got a small house in the village. On Sunday we will go to visit them. We like to go there.

In the morning we will go to the garden. There are many fruit trees there. My dad will gather fruit and vegetables. We will help him.

My granny will cook dinner. And my mum will feed hens, cocks and pigs.

My granddad will go fishing.

In the evening we will go home.

Lesson 5

Ex. 2

Jane: What will you do in summer?

Ann: We will go to the seaside in June.

Jane: What will you do in July, Dan?

Dan: I will go to a summer camp in July. And you?

Jane: I will go to a summer camp, too. It will be fun!

Ann: See you in August. Have a nice rest!

Lesson 6

Ex. 2

1. Ann will go to the seaside this summer. She will lie in the sun and swim in the sea. She will eat ice cream on the beach.
2. Alex will go to Canada and the USA. He will travel. He will take photos.

3. Kim will travel to England with her parents. She will visit museums.

Lesson 8

Ex. 3

Ann will be busy next week. She will play badminton on Monday. She will roller blade on Tuesday. Ann will read a book on Wednesday. She will play hopscotch and hide-and-peek on Thursday. The girl will visit her granny at the weekend.

Aa

always	<i>/ˈɔ:lwəz/</i>	завжди
angry	<i>/ˈæŋɡri/</i>	сердитий
appearance	<i>/əˈpiərəns/</i>	зовнішність
April	<i>/ˈeɪprəl/</i>	квітень
arm	<i>/ɑ:m/</i>	рука (від кисті до плеча)
armchair	<i>/ˈɑ:mtʃeə/</i>	крісло
Art	<i>/ɑ:t/</i>	урок малювання
ask	<i>/ɑ:sk/</i>	запитувати
August	<i>/ˈɔ:gəst/</i>	серпень
autumn	<i>/ˈɔ:təm/</i>	осінь

Bb

baby	<i>/ˈbeɪbɪ/</i>	немовля
bad	<i>/bæd/</i>	поганий
badminton	<i>/ˈbædmɪntən/</i>	бадмінтон
bake	<i>/beɪk/</i>	випікати
bank	<i>/bænk/</i>	банк
basket	<i>/ˈbɑ:skət/</i>	корзина
basketball	<i>/ˈbɑ:skətbɔ:l/</i>	баскетбол
bath	<i>/bɑ:θ/</i>	ванна
bathroom	<i>/ˈbɑ:θru:m/</i>	ванна кімната
beach	<i>/bi:tʃ/</i>	пляж
beautiful	<i>/ˈbjutɪfəl/</i>	красивий
bed	<i>/bed/</i>	ліжко
bedroom	<i>/ˈbedru:m/</i>	спальня
behave	<i>/biˈheɪv/</i>	поводитися
behind	<i>/biˈhaɪnd/</i>	позаду

beside	/bɪ'saɪd/	поруч
between	/bɪ'twi:n/	між
bike	/baɪk/	велосипед
birthday	/'bɜ:θdeɪ/	день народження
blow	/bləʊ/	дути
blow out	/'bləʊaʊt/	задувати
boat	/bəʊt/	човен
body	/'bɒdi/	тіло
bookcase	/'bʊkkeɪs/	книжкова шафа
boring	/'bɔ:ɪŋ/	нудний
bright	/braɪt/	яскравий
brush one's hair	/'brʌʃ wʌnz 'heə/	зачісувати волосся
bus	/bʌs/	автобус
bush	/bʊʃ/	кущ
busy	/'bɪzi/	зайнятий
buy	/baɪ/	купувати

Cc

candle	/kændl/	свічка
carry	/'kæri/	носити
chicken	/'tʃɪkən/	курча (курка)
chin	/tʃɪn/	підборіддя
cinema	/'sɪnəmə/	кінотеатр
circus	/'sə:kəs/	цирк
clean	/kli:n/	чистити, прибирати
clever	/'klevə/	розумний
climb	/klaɪm/	підніматися (вгору)
clock	/'klɒk/	годинник
cloudy	/'klaʊdi/	хмарний
cold	/kəʊld/	холодний
collect	/kə'lekt/	збирати
computer	/'kɒmpju:tə/	комп'ютер

cook	/kʊk/	готувати їжу
cooker	/'kʊkə/	газова плита
cosy	/'kəʊzi/	затишний
cotton	/'kɒtn/	бавовна
count	/'kaʊnt/	рахувати
country	/'kʌntri/	країна
cupboard	/'kʌbəd/	буфет
curtains	/'kɜ:tɪnz/	штори

Dd

dance	/dɑ:ns/	танцювати
dark	/dɑ:k/	темний
December	/dɪ'sembə(r)/	грудень
diary	/'daɪəri/	щоденник
dining room	/'daɪnɪŋ ru:m/	їдальня
dive	/daɪv/	пірнати, занурюватися
doctor	/'dɒktə(r)/	лікар
door	/dɔ:/	двері
downstairs	/'daʊn'steəz/	унизу
draw	/drɔ:/	малювати (олівцями)
drawer	/drɔ:/	комод
drink	/drɪŋk/	пити
driver	/'draɪvə/	водій

Ee

ear	/ɪə/	вухо
early	/'ɜ:li/	рано
Easter	/'i:stə/	Великдень
Easter egg	/'i:stə(r) 'eg/	крашанка
Easter greetings	/'i:stə 'gri:tɪŋz/	Великодні вітання

Easter Bunny	/i:stə 'bʌni/	пасхальний кролик
eighty	/'eɪti/	вісімдесят
email	/'i:meɪl/	електронний лист
England	/'ɪŋɡlənd/	Англія
English	/'ɪŋɡlɪʃ/	англійська мова
exercise	/'eksəsaɪz/	вправа
eye	/aɪ/	око

Ff

fair	/'feə/	світлий
fantastic	/'fæn'tæstɪk/	фантастичний, чудовий
farmer	/'fɑ:mə/	фермер
fat	/'fæt/	товстий
favourite	/'feɪvərɪt/	улюблений
February	/'febrʊəri/	лютий
feed	/'fi:d/	годувати
fifty	/'fɪfti/	п'ятдесят
fight	/'faɪt/	битися, боротися
finger	/'fɪŋɡə/	палець (на руці)
finish	/'fɪnɪʃ/	закінчувати
fish	/'fɪʃ/	риба
flower	/'flaʊə/	квітка
fly a kite	/'flaɪ ə,kaɪt/	запускати повітряного змія
food	/'fu:d/	їжа
foot (feet)	/'fʊt/ /'fi:t/	ступня (ступні)
forest	/'fɒrɪst/	ліс
form	/'fɔ:m/	клас
forty	/'fɔ:ti/	сорок
fresh	/'freʃ/	свіжий

Friday	<i>/ˈfraɪdeɪ/</i>	п'ятниця
fridge	<i>/ˈfrɪdʒ/</i>	холодильник
frosty	<i>/ˈfrɒsti/</i>	морозний
fruit	<i>/fru:t/</i>	фрукт, фрукти
funny	<i>/ˈfʌni/</i>	кумедний

Gg

garden	<i>/ˈgɑ:dn/</i>	сад
gather	<i>/ˈgæðə/</i>	збирати
get up	<i>/ˈgetʌp/</i>	вставати
give	<i>/gɪv/</i>	давати
glass	<i>/glɑ:s/</i>	скло
glasses	<i>/ˈglɑ:sɪz/</i>	окуляри
great	<i>/greɪt/</i>	чудовий
ground	<i>/ˈgraʊnd/</i>	земля
group	<i>/gru:p/</i>	група
grow	<i>/grəʊ/</i>	виращувати

Hh

hair	<i>/heə/</i>	волосся
half	<i>/hɑ:f/</i>	половина
hall	<i>/hɔ:l/</i>	передпокій
handsome	<i>/ˈhænsəm/</i>	гарний (про хлопців)
have breakfast	<i>/həv ˈbrekfəst/</i>	снідати
head	<i>/hed/</i>	голова
heavy	<i>/ˈhevi/</i>	важкий
help	<i>/help/</i>	допомагати
hobby	<i>/ˈhɒbi/</i>	улюблене заняття
hockey	<i>/ˈhɒki/</i>	хокей
hospital	<i>/ˈhɒspɪtl/</i>	лікарня
hot	<i>/hɒt/</i>	жаркий

Ii

ice cream	/ˈaɪs, kri:m/	морозиво
important	/ɪmˈpɔ:tənt/	важливий
interesting	/ˈɪntrəstɪŋ/	цікавий
invitation	/ɪnvɪˈteɪʃ(ə)n/	запрошення
island	/ˈaɪlənd/	острів

Jj

jacket	/ˈdʒækɪt/	піджак
January	/ˈdʒeɪnjʊəri/	січень
job	/dʒɒb/	робота (місце роботи)
July	/dʒʊˈlaɪ/	липень
jump	/dʒʌmp/	стрибати
June	/dʒu:n/	червень

Kk

kind	/kaɪnd/	добрий
kitchen	/ˈkɪtʃən/	кухня
knee	/ni:/	коліно

Ll

last	/lɑ:st/	минулий
laugh	/lɑ:f/	сміятися
leaf	/li:f/	листок
learn	/lɜ:n/	вчити, вивчати
leaves	/li:vz/	листя
left	/left/	лівий

lesson	<i>/ˈlesən/</i>	урок
letter	<i>/ˈletə/</i>	лист, літера
lie in the sun	<i>/laɪ_ɪn_ðə_sʌn/</i>	лежати на сонці, засмагати
light	<i>/laɪt/</i>	світлий, світло, вогник
listen	<i>/ˈlɪsən/</i>	слухати
living room	<i>/ˈlɪvɪŋ ru:m/</i>	вітальня
look after	<i>/lʊk ˈɑ:ftə/</i>	піклуватися (про)

Mm

March	<i>/mɑ:tʃ/</i>	березень
match	<i>/mætʃ/</i>	матч
Maths	<i>/mæθs/</i>	урок математики
May	<i>/meɪ/</i>	травень
mirror	<i>/ˈmɪrə/</i>	дзеркало
Monday	<i>/ˈmʌndeɪ/</i>	понеділок
month	<i>/ˈmʌnθ/</i>	місяць (проміжок часу)
moon	<i>/mu:n/</i>	Місяць (світило)
mountain	<i>/ˈmaʊntən/</i>	гора
museum	<i>/ˈmju:zi:əm/</i>	музей
music	<i>/ˈmju:zɪk/</i>	музика

Nn

Nature Study	<i>/ˈneɪtʃə ˈstʌdi/</i>	урок природознавства
naughty	<i>/ˈnɔ:ti/</i>	вередливий
neck	<i>/nek/</i>	шия
never	<i>/ˈnevə/</i>	ніколи

next to	/nekst_tə/	поруч з
nice	/naɪs/	гарний
night	/naɪt/	ніч
ninety	/'naɪntɪ/	дев'яносто
noisy	/'nɔɪzi/	шумний
November	/nəʊ'vembə(r)/	листопад

Oo

October	/ɒk'təʊbə(r)/	жовтень
often	/ɒfn/	часто
one hundred	/'wʌn'hʌndrəd/	сто
open	/'əʊpən/	відкривати
oval	/'əʊvəl/	овальний

Pp

paint	/peɪnt/	малювати (фарбами)
paper	/'peɪpə/	папір
parents	/'peərənts/	батьки
party	/'pɑ:ti/	свято
paska	/'pʌskə/	паска
people	/'pi:pl/	люди
pet	/'pet/	домашній улюбленець
phone	/fəʊn/	телефонувати
photo	/'fəʊtəʊ/	фотокартка
picnic	/'pɪknɪk/	пікнік
playground	/'pleɪgraʊnd/	ігровий майданчик
plump	/'plʌmp/	повний
poem	/'pəʊɪm/	вірш

policeman	/pə'li:mən/	поліцейський
pond	/pɒnd/	ставок
pretty	/'prɪti/	гарний
profession	/prə'feʃ(ə)n/	професія
PE	/'pi:'i:/	урок фізкультури

Qq

quarter	/'kwɔ:tə/	чверть
question	/'kwestʃən/	питання
quick	/kwɪk/	швидкий
quiet	/'kwaɪət/	спокійний

Rr

rainy	/'reɪni/	дощовий
Reading	/'ri:diŋ/	урок читання
ride a bike	/raɪd_ə_baɪk/	їздити на велосипеді
right	/raɪt/	правий
roller blade	/'rɒləbleɪd/	кататись на роликах
round	/'raʊnd/	круглий
row	/'rəʊ/	гребти
rubber	/'rʌbə/	гумка

Ss

Saturday	/'sætədeɪ/	субота
save	/seɪv/	рятувати, берегти
seaside	/'si:saɪd/	морське узбережжя
season	/'si:zən/	пора року
send	/send/	відправляти
September	/səp'tembə/	вересень

seventy	/ˈsevəntɪ/	сімдесят
shelf	/ʃelf/	полиця
shine	/ʃaɪn/	світити
shoulder	/ˈʃəʊldə/	плече
shut	/ʃʌt/	закривати
sick	/sɪk/	хворий
sing	/sɪŋ/	співати
sink	/sɪŋk/	умивальник
sixty	/ˈsɪksɪtɪ/	шістдесят
skip	/skɪp/	стрибати на скакалці
skipping rope	/ˈskɪpɪŋ ˌrəʊp/	скакалка
sleep	/sli:p/	спати
slim	/slɪm/	стрункий, худий
slow	/sləʊ/	повільний
smile	/smaɪl/	усміхатись
snowy	/ˈsnəʊi/	сніжний
sofa	/ˈsəʊfə/	диван
sometimes	/ˈsʌmtaɪmz/	іноді
spring	/sprɪŋ/	весна
stairs	/ˈsteəz/	сходи
start	/stɑ:t/	розпочинати
sticker	/ˈstɪkə/	наклеювати
strong	/strɒŋ/	сильний
subject	/ˈsʌbdʒəkt/	предмет
summer	/ˈsʌmə/	літо
Sunday	/ˈsʌndeɪ/	неділя
sunglasses	/sʌnˈɡlɑ:sɪz/	сонцезахисні окуляри
sunny	/ˈsʌni/	сонячний
sweet	/swi:t/	солодкий
swimming pool	/ˈswɪmɪŋ ˌpu:l/	басейн

Tt

take pictures	/teɪk 'pɪktʃəz/	робити фотографії
talk	/tɔ:k/	розмовляти
tasty	/'teɪstɪ/	смачний
thing	/θɪŋ/	річ, предмет
thirty	/'θɜ:ti/	тридцять
Thursday	/'θɜ:zdeɪ/	четвер
timetable	/'taɪmteɪbl/	розклад (уроків)
today	/tə'deɪ/	сьогодні
toe	/təʊ/	палець (на нозі)
toilet	/'tɔɪlət/	туалет
tomorrow	/tə'mɒrəʊ/	завтра
tooth (teeth)	/tu:θ/ /ti:θ/	зуб (зуби)
towel	/'taʊəl/	рушник
T-shirt	/'ti:ʃɜ:t/	футболка
Tuesday	/'tju:zdeɪ/	вівторок
TV (set)	/'ti:'vi:'set/	телевізор
twenty	/'twenti/	двадцять

Uu

Ukraine	/ju'kreɪn/	Україна
Ukrainian	/ju'kreɪniən/	урок української мови
uniform	/'ju:nɪfɔ:(r)m/	шкільна форма
upstairs	/'ʌpsteəz/	нагорі
useful	/'ju:sfəl/	корисний
usually	/'ju:ʒʊəli/	звичайно

Vv

vegetables	/'vedʒətəblz/	овочі
village	/'vɪlɪdʒ/	село

visit	/ˈvɪzɪt/	відвідувати
visitor	/ˈvɪzɪtə/	відвідувач
volleyball	/ˈvɒlibɔːl/	волейбол

Ww

want	/wɒnt/	хотіти
wardrobe	/ˈwɔːdrəʊb/	шафа для одягу
warm	/wɔːm/	теплий
wash	/wɒʃ/	умиватися
washing-machine	/ˈwɒʃɪŋ məˈʃiːn/	пральна машина
water	/ˈwɔːtə/	вода
wear	/weə/	носити
weather	/ˈweðə(r)/	погода
Wednesday	/ˈwenzdeɪ/	середа
well	/wel/	добре, гаразд
wet	/wet/	мокрый
win	/wɪn/	вигравати
wind	/wɪnd/	вітер
windy	/ˈwɪndɪ/	вітряний
winter	/ˈwɪntə/	зима

Yy

yesterday	/ˈjestə(r)deɪ/	вчора
young	/jʌŋ/	молодий

Zz

zoo	/zuː/	зоопарк
zoo-keeper	/zuːˈkiːpə(r)/	доглядач за тваринами (у зоопарку)

Contents

Любий друже!	3
Від автора	4
Introduction. At School Again	6
Unit 1. Nature. Seasons.	10
Unit 2. Our School	24
Unit 3. Meet My Family	40
Unit 4. Appearance	56
Unit 5. Holidays	70
Unit 6. Life At Home.	88
Unit 7. Daily Life.	102
Unit 8. Free Time	120
Read For Pleasure	138
Grammar Lab	148
Tapescripts	154
English-Ukrainian Vocabulary.	162